

Proverbs 17:17
A friend loves at all times.

Application Point


I can be a loving "sticky" friend

Bible Story

Jonathan & David

1 Samuel 18-20


Today's Doodad



Review Time

Gather the children and use the Review Cards to recap the story and apply the lesson to their lives. End with prayer.

1. Jonathan and David were sticky friends.
2. Sticky friends love each other.
3. How can you be a sticky friend?



- Conversations Stations/Check-In
- Countdown
- Lil'K Program
- Group Activity Time
- Craft Time
- Snack Time
- Review Time
- Conversation Stations/Check-Out

Conversation Stations


Sit with the children during Conversation Station time and discuss the three Connection Questions.

Conversation Station Options:

1. Blocks
2. Playdough
3. Lacing Cards
4. Coloring Sheet

Connection Questions:

1. Do you have a best friend?
2. What do you like to do with your friend?
3. What can you do to be a good friend?





Group Activity Time

Craft Time

EPISODE

1

Group Activity Time provides an active learning experience to review lesson concepts.

Option #1 – Friend Relay

What you need: A large, open space, chair

What you do: Divide the children into pairs. Have them link arms with their “friend” and line up. Put a chair on the opposite side of the playing space. One pair at a time will run, with arms linked, around the chair and then back to the line, tagging the next pair of children. Play until all children have had a turn.

What you say: *Today in our story we learned that Jonathan and David were sticky friends. They loved each other, they played with each other, and they even protected each other. They stuck together, just like you stuck with your friend in our game. Sticky friends love each other.*

Option #2 – Hide & Seek

What you need: A large, open space

What you do: Choose one child to be the finder. The finder will hide his eyes in a corner while the other children hide. At your signal the finder can look for the children.

What you say: *Today in our story we learned that Jonathan and David were sticky friends. They loved each other, they played with each other, and they even protected each other. Do you remember how Jonathan helped David escape from the bad king? Jonathan was a sticky friend. He loved his friend David and didn't want him to get hurt. Sticky friends love each other.*

Option #3 – Shoot the Arrow

What you need: Pool noodles, target (chair, coat, beanbag)


What you do: Have the children form a line. Place the target an appropriate distance away from the line of children. Each child gets a turn to “shoot” the arrow at the target. Play until each child has had a few turns to “shoot.”

What you say: *Today in our story we learned that Jonathan and David were sticky friends. They loved each other, they played with each other, and they even protected each other. Do you remember how Jonathan helped David escape from the bad king? He shot an arrow up into the sky to give David the message to escape. Jonathan was a sticky friend. He loved his friend David and didn't want him to get hurt. Sticky friends love each other.*

David/Jonathan Puppet

Supplies:

- Cardstock
- Large popsicle sticks
- Crayons/Markers
- Scissors
- Glue



Directions:

1. Color the Jonathan and David figures.
2. Cut out the box around the figures. Younger preschoolers will need help with this. Consider precutting the figures for this group.
3. Glue the two figures back to back with the large popsicle stick in the middle to provide a place to hold the figures.
4. Remind the children how David and Jonathan stuck together. They were “sticky” friends.


Connection Questions




1. Do you have a best friend?

2. What do you like to do with your friend?


3. What can you do to be a good friend?



Episode 1




"I can be a sticky friend"




"David and Jonathan were sticky friends"


**David and Jonathan were
sticky friends**








Jonathan and David were sticky friends.



Sticky friends love each other.

How can you be a sticky friend?

Draw a picture of how you can help a friend this week.



Episode #1



Thumbs Up or Thumbs Down!



Play this game with Mom or Dad! "Thumbs up" for yes or "thumbs down" for no. Put an ✓ on the correct hand.

Does a faithful friend say?

I can't help you right now.  

Do it yourself.  

Can I help you?  

I don't want to help.  

Review this together!

Proverbs 17:17
A friend loves at all times.



I CAN BE A FRIEND

David and Jonathan were sticky friends. David was a brave fighter. Jonathan was the son of a great king. They loved to play tag or shoot bows and arrows. They were always having fun together.



It wasn't easy living back then. Sometimes there were big fights and a lot of people would get hurt. The king asked David to fight for his team. David won many fights for the king. Pretty soon people started to say, "I think David is a better fighter than our king."

This made the king mad. He thought, "The people like David more than they like me." The king became so angry that he wanted to hurt David.

Then one day, Jonathan told David that his Dad wanted to hurt him. Jonathan had a plan. He told David, "My Dad, the king, wants to hurt you because he is mad. Since you are my friend and I love you, I want to help you.

If I shoot an arrow up into the sky, then you must run far away to be safe."

One of Jonathan's arrows is different from the others. Put an X on it!



The day came when the king was going to hurt David, so Jonathan shot the arrow up into the sky. David ran far away and was safe. Jonathan loved his friend David, so he helped save his life.

Jonathan and David were sticky friends. Sticky friends love each other. How can you be a sticky friend?

Can you find Lil'K?