

## Psalms 69:13

I pray to you. Answer me because you love me sooo much!

### Application Point

I can talk to God to say "thank you"

### Bible Story

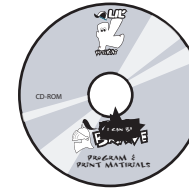
Hannah prays for a baby

1 Samuel 1:1-20



## Schedule

- Conversation Stations/Check-In
- Countdown
- Lil' K Program
- Group Activity Time
- Craft Time
- Snack Time
- Review Time
- Conversation Stations/Check-Out



## Today's Doodad



## Review Time

Gather the children and use the Review Cards to recap the story and apply the lesson to their lives. Give an example from your own life. End with prayer.


1. We can talk to God when nice things happen.
2. We can talk to God because He loves it when we say "thank you."
3. What can you thank God for?

## Conversation Stations

Sit with the children during Conversation Station time and discuss the three Connection Questions.

### Conversation Station Options:

1. Blocks
2. Playdough
3. Lacing Beads
4. Coloring Sheet



### Connection Questions:

1. Do you have any brothers or sisters?
2. Do you thank God for them?
3. What else can you thank God for?



# Group Activity Time

# Craft Time

*Group Activity Time provides an active learning experience to review lesson concepts.*

## Option #1 – Pass the Baby

**What you need:** Baby doll, music

**What you do:** Have the kids sit in a circle and start the music. The children will pass the baby doll until the music stops. The child holding the doll can say one thing that he or she is thankful for. Continue playing until all the children have had a turn to speak.

**What you say:** *In our story today we learned that Hannah prayed for a little baby. Did God answer her prayer? When God answered Hannah's prayer, she said "thank you" to Him. We can talk to God and tell Him "thank you" too. Can you think of something to say "thank you" to God for?*

## Option #2 – Thank You Mural

**What you need:** Crayons or markers, large piece of white butcher paper

**What you do:** Lay the butcher paper out on the floor. Pass the markers or crayons out to the children and have them each draw a picture on the mural of something that they are thankful for. When finished, it can be hung on the wall of the classroom for the parents to see as they pick up their children.

**What you say:** *In our story today we learned that Hannah prayed for a little baby. Did God answer her prayer? When God answered Hannah's prayers, she said "thank you" to Him. We can talk to God and tell Him "thank you" too. Can you think of something to say "thank you" to God for?*

## Option #3 – Baby 20 Questions

**What you need:** A few small baby items (ie. bottle, diaper, pacifier), paper bag (big enough to hide the baby items)


**What you do:** Place one baby item in the bag and keep hidden from the children. Let them ask "yes" or "no" questions to determine what you have hidden in the bag. When a child thinks they know the item, they guess. Change the item in the bag and play again.

**What you say:** *What kinds of things were hidden in my bag? That's right, baby things. In our story today we learned that Hannah prayed for a little baby. Did God answer her prayer? When God answered Hannah's prayers, she said "thank you" to him. We can talk to God and tell him "thank you" too. Can you think of something to say "thank you" to God for?*

## Hannah and baby Samuel

### Supplies:

- Cardstock
- Scissors
- Glue sticks
- Crayons/markers
- Baby wrapping paper (1'x1' per child)
- Ribbon (18" piece per child)
- Hole punch



### Directions:

1. Color the picture of baby Samuel and cut it out. Cut out the gift tag and punch a hole in it. Consider precutting the picture for younger preschoolers.
2. Glue the baby picture to the square of wrapping paper.
3. String the tag onto the ribbon. Roll up the picture and tie with a ribbon.
4. Remind the children that baby Samuel was a gift from God to Hannah.





# Connection Questions



**1. Do you have any brothers or sisters?**

**2. Do you thank God for them?**


**3. What else can you thank God for?**



To: Hannah  
From: God



**Psalms 69:13**  
I pray to you. Answer me because  
you love me sooo much!



We can talk to God when nice things happen.



We can talk to God because he loves it when we say “thank you.”

What can you thank God for?

Episode #4



# MAP BOOK

Color this picture of Eli!



Draw a picture of something that you are thankful for.



**Psalms 69:13**  
I pray to you. Answer me because you love me sooo much!





**Read the Story!**


There is a story in the Bible about a woman named Hannah. Hannah was married, but she didn't have a baby, which made her sad. She wanted to be a mommy. So she decided to talk to God about it. Hannah walked in to church and went over to the corner and knelt down. Hannah prayed and prayed. And guess what she asked God for-a little baby!

There was a man named Eli who helped people when they came to church. When Eli saw Hannah praying in the corner, he asked her what was wrong. Hannah told him why she was sad. Eli told her everything would be all right, and Hannah went home.

Guess what happened? Hannah had a baby! God answered her prayers! What do you think Hannah said to God after He answered her prayers for a baby? Thank you! Hannah talked to God when she was thankful. We can talk to God too and tell Him thank you. God loves it when we say thank you to Him.

I Samuel 1:1-20

What does a baby need?



**DO TODAY:**

Think of something that you can thank God for today. Tell your parents what it is and then sit down together to say "thank you" to God.

Doodad

Can you find Li' K?

We can talk to God when nice things happen.

We can talk to God because He loves it when we say "thank you."

What can you thank God for?