

Unit 6: Away from the Land

Unit Description: When God's people arrived at the border of the promised land, they did the unthinkable: they disbelieved God's faithfulness and disobeyed His command by refusing to enter. As a result, God forced His people away from the land to wander in the wilderness where they continued in their disbelief and sin against a good, loving, and holy God.

Big Picture Question: What is God like? God is holy, good, and loving.



SESSION 1: The People Didn't Go Into the Land Numbers 13–14



SESSION 2: Moses Disobeyed God Numbers 20



SESSION 3: God Healed the People Numbers 21



SESSION 4: No One Is Like God 1 Peter 1



UNIT 6 | SESSION 3

GOD HEALED THE PEOPLE

NUMBERS 21

KEY PASSAGE:

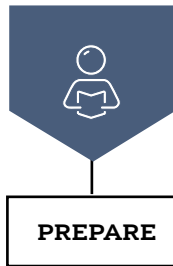
Exodus 15:11

BIG PICTURE QUESTION:

What is God like? God is holy, good, and loving.

CHRIST CONNECTION:

God sent snakes to punish the people, but anyone who was bitten could look at the snake on the pole and live. We deserve to die because of our sin, but anyone who looks to Jesus on the cross and trusts in Him will live forever with God.



PRIOR TO TEACHING THE SESSION



LEADER Bible Study

If there was one thing the Israelites were good at, it was grumbling. They weren't just good; they were experts: "We have no food. We have no water. Why are we in the wilderness left to die? The land has big people in it." And on and on and on. We have to wonder how Moses put up with it all.

In Numbers 21, we encounter another time when the people grumbled—once again about food and water. Each time they doubted God's goodness and truthfulness, God had shown them mercy and grace. But on this day, He sent serpents into the Israelites' camp to strike them for their unfaithfulness. Many people died.

We might not like to think of it, but this is what the Israelites deserved all along. Their sin earned them judgment and death. God was perfectly just and righteous to give His people what they deserved.

Yet, as we have seen so often in the Old Testament and will continue to see throughout the rest of Scripture, God extends grace and mercy along with judgment. When the people pleaded for Moses to intercede on their behalf, God instructed Moses to make a bronze serpent and lift it on a pole. Whoever looked upon it would be healed.

Notice two things. First, God's response was not to remove judgment but to provide

salvation through judgment. This is another theme we have seen throughout the Scriptures (e.g., Noah, the plagues).

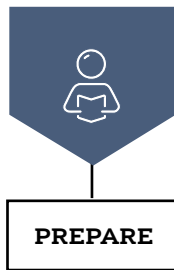
Second, God's instructions made little to no sense. Imagine you are an Israelite and were just bitten by a serpent. Although other serpents are all around still, you are to take your eyes off of that threat and turn them upward to look at a bronze serpent on a pole—an image of the very thing that has brought death to your door?

This detail in the story is a foreshadowing of what God has called us to do in Christ. While our faith is far from blind, it always has an aspect of not making sense, at least to the world around us. But this is how we are saved too: by taking our eyes off of the sin in and around us, and looking upon Christ lifted up on the cross—He who became sin (2 Cor. 5:21). We too are saved through judgment, for our judgment has been placed on Christ.

BIBLICAL THEME

Salvation through judgment: Throughout the Old Testament, God judged and saved for His glory. Examples:

- the Fall (Gen. 3)
- the Flood (Gen. 6–9)
- the Exodus (Ex. 5–12)
- the battle of Jericho (Josh. 6)



PRIOR TO TEACHING THE SESSION

GATHER Supplies

Keep a regular supply of the following items available at all times: Bibles, pens or pencils, markers, crayons, colored pencils, scissors, glue or tape, paper.



WELCOME

Activity Page

- ☐ “Watch Your Step” activity page

Session Starter (Option 1)

- ☐ magnifying glasses



LEARN

Introduce the Session

- ☐ countdown video

Big Picture Question

- ☐ Big Picture Question Poster

Review the Timeline

- ☐ Giant Timeline

Tell the Bible Story

- ☐ “God Healed the People” video
- ☐ Bible Story Picture Poster

Questions from Kids

- ☐ “Unit 6, Session 3” questions from kids video

Missions Moment

- ☐ “Understanding Islam” missions video

Key Passage Activity

- ☐ Key Passage Poster
- ☐ “Lord, Who Is Like You (Exodus 15:11)” song
- ☐ index cards
- ☐ worship song of your choice (optional)



LOVE

Review & Bible Skills

- ☐ Small Group Timeline and Map Set
- ☐ world map

Activity Choice (Option 1)

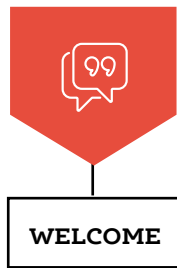
- ☐ Printable: “Prayer Walk”

Activity Choice (Option 2)

- ☐ Big Picture Question Poster
- ☐ ziplock bags
- ☐ individually-wrapped snacks
- ☐ travel-size toiletries (soap, toothbrush, toothpaste, deodorant, bandages, treats)
- ☐ index cards

Journal and Prayer

- ☐ Journal Page
- ☐ “Look and Live” activity page



WELCOME Kids

Greet each kid as he or she arrives. Use this time to collect the offering, fill out attendance sheets, build relationships, and help new kids connect to your group.

SAY “Have you ever been around someone who complains a lot? Think about how you felt around him or her. Do you complain a lot? Why or why not?”

1 ACTIVITY PAGE (5 minutes)

Invite kids to complete “Watch Your Step” on the activity page.

SAY “We’re all guilty of having a bad attitude at times. When we’re ungrateful, we often lose sight of what is most important. Our story today is going to show us how the Israelites lost sight of trusting God.”

2 SESSION STARTER (10 minutes)

☐ OPTION 1: LOOK, LOOK

Before the session, print the phrase Keep Your Eyes on Jesus in size 2 font on a computer. The idea is to make it small enough that the kids are unable to read it without a magnifying glass.

Print a copy of the tiny text for each kid. Allow them time to try to figure out the phrase on their own. After a few minutes, allow them to use the magnifying glasses to figure it out.

SAY “What is the point of a magnifying glass? [Allow kids to respond.] A magnifying glass helps us see something small. We look through the magnifying glass and focus our eyes on one thing. In our Bible story today, we’ll learn how the Israelites were told to focus their eyes on something that would heal them. What do you think it was?”

☐ OPTION 2: ACT IT OUT



Before the session, come up with two or three scenarios for kids to act out in front of the group.(e.g., cleaning their rooms, eating vegetables at dinner, doing dishes)

Choose volunteers to act out their scenario in front of the group. Designate one volunteer for each scenario to have a bad attitude/complaining while the other volunteers complete the scenario with a positive attitude. Allow each group to act out the scenario. Once each group completes their scenario, ask the kids in the class who finished their chores with a good attitude versus a poor attitude.

SAY “Sometimes we complain and have bad attitudes. When we have a bad attitude, it’s often because we’ve forgotten to be grateful for what we have. In today’s story, we’ll see a good example of how God’s people sinned by complaining.”





THE STORY OF THE GOSPEL

INTRODUCE the Bible Story

1 INTRODUCE THE SESSION (2 minutes)

Show the countdown video as you transition to introduce the Bible story. Set it to end as the session begins.

SAY “Hi, everyone. I’m [your name]. It sure is great to see you today! Did you bring your Bible today? [Distribute Bibles to kids who need one.] Can someone tell me why the Bible is important? [Allow a volunteer to respond.] The Bible is important because it tells us the incredible story of God’s plan to save sinners. In it, God tells us everything we need to know to have a relationship with Him. The stories in the Bible really happened, and whether you hear a story for the first time or the hundredth time, there is always something new to discover.”

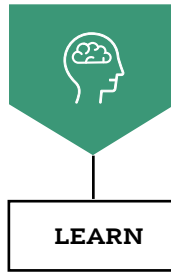
2 BIG PICTURE QUESTION (1 minute)

SAY “Who remembers our big picture question? [Pause for kids to respond.] **What is God like?** We could answer that question in many ways, but the answer we’ve been learning is, **God is holy, good, and loving.** I’ll ask the question, and then you say the answer: **What is God like? God is holy, good, and loving.** As you hear today’s Bible story, listen for ways God showed He is holy, good, or loving.”

3 REVIEW THE TIMELINE (2 minutes)

Show the giant timeline. Point to individual Bible stories as you review.

SAY “When sin entered God’s perfect world, God sent Adam and Eve out of the garden of Eden. They deserved to die for their sin, but they didn’t die right away. We’ve seen that God loves people and wants to rescue us from sin. Through the Israelites, God was working out His plan to send a Savior. Even when the Israelites disobeyed God or complained, He showed them grace and mercy. Today’s Bible story is called ‘God Healed the People.’ Healed? Do you think they were sick? Let’s find out.”



THE STORY OF THE GOSPEL

LEARN the Bible Story

1 TELL THE BIBLE STORY: VIDEO OR STORYTELLER (10 minutes)

Open your Bible to Numbers 21. Use the Bible storytelling tips to help you tell the story, or show the Bible story video “God Healed the People.” Use the bold text to retell or review the story.

GOD HEALED THE PEOPLE

“Moses and the Israelites traveled in the wilderness on a long journey. The people were impatient, and they complained. “Why did you lead us into the wilderness? We are going to die here. There is no bread. There is no water. We don’t like the food we have!”

God responded by sending venomous snakes that bit the Israelites. Many of the people died.

The Israelites went to Moses and said, “We sinned by complaining. Please talk to God for us. Ask Him to take away the snakes.”

So Moses spoke to God for the people. God told Moses what to do: “Make a snake image and put it on a pole. When anyone who is bitten looks at it, he will recover.”

Moses did what God said. He made a bronze snake and mounted it on a pole. Whenever someone was bitten, that person looked at the bronze snake and recovered.

Christ Connection: God sent snakes to punish the people, but anyone who was bitten could look at the snake on the pole and live. We deserve to die because of our sin, but anyone who looks to Jesus on the cross and trusts in Him will live forever with God. ”

STORYTELLING TIPS

Use props: Bring in a staff and/or rubber snake to illustrate the story.

Vary tone: As you tell the story, draw kids’ attention by changing your tone when speaking dialogue. Slow your pace or emphasize key words.



THE STORY OF THE GOSPEL

2 REVIEW THE BIBLE STORY

SAY “ Open your Bible to Numbers 21. What was the reason the Israelites complained? Let’s look at verse 5 together. [Choose a volunteer to read verse 5 aloud.]

Last week, our story was from Numbers 20. The Israelites did something similar to what they did in this week’s story. The Israelites complained about not having any water. This week in Numbers 21, the Israelites complained again about not having bread or water, and they didn’t like the food they had. On and on the Israelites traveled, and on and on they complained.

Let’s look together in the New Testament at Philippians 2:14-16. The apostle Paul spoke about an attitude of complaining and arguing. [Choose a volunteer to read the verses aloud.] Think about the many ways God had provided for His people over and over. Yet, they continued to complain and doubted God’s presence, care, and ability to provide.

The complaining made God angry, and He punished the Israelites by sending venomous snakes that bit the Israelites. After God sent the snakes, how did the Israelites respond? They begged Moses to ask God to take the snakes away.

Although there were consequences for the people’s sin, God showed mercy. God gave Moses instructions to make a bronze snake and mount it on a pole. God told Moses that when people were bitten, if they looked at the bronze snake, they would recover. Even though the Israelites had sinned against God, He still loved them and gave them a way to be saved. Like the Israelites, we have sinned. But because of God’s mercy, when we look to Jesus to save us, we too can be forgiven. ”

3 CHRIST CONNECTION

SAY “ God sent snakes to punish the people, but anyone who was bitten could look at the snake on the pole and live. We deserve to die because of our sin, but anyone who looks to Jesus on the cross and trusts in Him will live forever with God. ”

(Tip: Use Scripture and the guide provided to explain how to become a Christian. Make sure kids know when and where they can ask questions.)

4 QUESTIONS FROM KIDS (3 minutes)

Show the “Unit 6, Session 3” questions from kids video. Prompt kids to discuss:

1. Why did God let the snakes bite the Israelites?
2. How might the consequences of your sin lead you to turn back to God?

5 MISSIONS MOMENT (3 minutes)

SAY “ God’s people only had to look at the bronze snake to be healed. In a similar way, everyone who turns to Jesus for forgiveness will find spiritual healing and eternal life with God. That’s the good news of the gospel, and it’s what missionaries share with people around the world each day.



THE STORY OF THE GOSPEL

Last week we learned about Samuel Zwemer (zuh-WAY-mer), one of the very first missionaries to Muslims. This week we're going to learn a little more about Islam and how we can be praying for Muslims and the missionaries who serve them. ”

Show the missions video. Then ask for a volunteer to pray for Muslims and for the missionaries who serve them. Pray also for missionaries your church supports.

6 KEY PASSAGE ACTIVITY (5 minutes)

Before the session begins, write the words to the key passage on index cards. Then hide the index cards around the room.

Show the key passage poster. Lead kids in reading aloud Exodus 15:11 together. Challenge the kids to go on the key passage hunt and find each index card. Once kids find all the cards, ask them to put the words in order. If time allows, mix up the cards and allow the kids to put them in order again.

SAY ” This is our third week learning this key passage. Does anyone know it from memory? [Ask for a volunteer to recite the key passage.] Our key passage helps us know what God is like. Because these words come from the Bible, we can know they are true. ”

Lead kids to sing “Lord, Who Is Like You (Exodus 15:11).” You may also choose to sing a worship song of your choice.

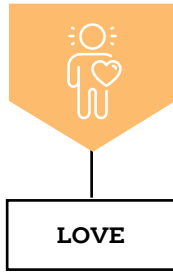
7 PRAY (2 minutes)

Invite kids to pray before transitioning from **LEARN** to **LOVE**.

SAY ” Lord, thank You for who You are. Thank You for always loving us and providing for us. Help us to trust You even when life is hard. We thank You and praise You for Your love for us and for sending Your Son, Jesus. Amen. ”

Transition from **LEARN** to **LOVE**





THE GOD OF THE GOSPEL

LOVE God by Applying the Story

1 REVIEW & BIBLE SKILLS (5 minutes)

Distribute Bibles and display the Old Testament Mediterranean Map. Guide kids to open their Bibles to Numbers 21. Explain that the Israelites were taking a route to avoid the land of Edom (H10). This was not the first time the Israelites had complained to God and doubted His faithfulness to provide. Ask kids if they remember another time when God's people complained.

Consider comparing the Old Testament Mediterranean Map to a modern-day map to help kids understand where these stories took place. (Tip: Locate the areas in and around Israel and Jordan.) Choose volunteers to read aloud Numbers 21:5.

SAY “God’s people grumbled and complained. Why do you think they did that? [Pause for kids to respond.] We have God’s Word that we can read and see what God was doing. He had called Moses and was working out His plan to rescue His people from Egypt and keep His promise to give them the promised land. God desires that we trust Him, even when we don’t understand His plan.”

2 GROUP DISCUSSION (10 minutes)

Ask the following questions. Lead the group to discuss.

SAY “Why do you think the Israelites doubted God?”

Guide the kids to discuss the consequences for Israel’s sin. Emphasize how consequences are the result of our sin and how the consequences helped change the attitude of the Israelites.

(Option: Choose a volunteer to read Num. 21:5-6.)

SAY “How does looking to Jesus help us trust Him?”

Lead kids to discuss that the punishment Jesus took on the cross wasn’t for His sin, but ours. Knowing Jesus took the blame for our sin, it should lead us to take our sin very seriously. By remembering Jesus, we have hope because of His sacrifice for us.

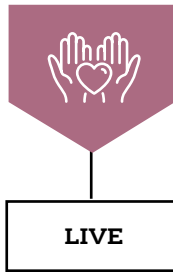
(Option: Choose a volunteer to read 2 Cor. 5:21.)

SAY “How can we live in a way that reflects our trust in God?”

Help kids to discuss that our obedience reflects our trust in God. Jesus perfectly obeyed God and we should follow His example in all we say, think, and do. By living for Jesus, we declare our trust that God is on His throne and loving us.

(Option: Choose a volunteer to read John 14:15.)





THE MISSION OF THE GOSPEL

LIVE the Mission

1 ACTIVITY CHOICE (10 minutes)

☐ **OPTION 1: PRAYER WALK**



Before the session, post the prayer walk footprints in different places around the room. Search online for information about the number of Muslims living in your area.

SAY “As the Israelites had only to look at the bronze snake to be healed, sinners must only look to Jesus to find forgiveness and eternal life. Muslims in all parts of the world need to hear this good news. Today we’re going to take a walk around the room and pray for Muslims. In some countries, Islam is pretty much the only religion. Those countries need missionaries. In the United States, the number of followers of Islam is growing every year. Let’s pray that God provides them with people—maybe even you or me—to tell them about Jesus.”

Share information about Muslims living in your community. Lead the kids to the different footprints, and encourage volunteers to lead the group in prayer at each stop.

☐ **OPTION 2: TRUST PACKAGE**

Explain that one of the ways we can honor God is to trust that He will provide for our needs. Share how God often provides through others.

Instruct kids to put together a trust package containing basic needs for others (individually-wrapped snacks and travel-size toiletries). Invite them to write a note of encouragement including the key passage and include it in the package.

Encourage the kids to take home the trust package and pray that God would show them who they can give it to.

SAY “A simple bag with basic supplies inside may be exactly what someone needs to be reminded that they can trust God to provide for their needs. By putting these trust packages together, you can be part of God’s plan to provide for someone in need. We can show others what God is like. **What is God like? God is holy, good, and loving.**”

2 JOURNAL AND PRAYER (5 minutes)

Distribute journal pages and pencils. Guide kids to think about and answer the questions listed on the page. As kids journal, invite them to share their ideas.

- What does this story teach me about God or the gospel?
- What does the story teach me about myself?
- Are there any commands in this story to obey? How are they for God’s glory and my good?
- Are there promises in this story to remember? How do they help me trust and love God?
- How does this story help me to live on mission better?

Review the gospel and encourage kids to speak with you or another teacher if they have questions. Then pray, thanking God for His love and provision. As time allows, lead kids to complete “Look and Live” on the activity page.



JOURNAL PAGE

1. What does this story teach me about God or the gospel?
2. What does this story teach me about myself?
3. Are there any commands in this story to obey? How are they for God's glory and my good?
4. Are there any promises in this story to remember? How do they help me trust and love God?
5. How does this story help me to live on mission better?



Unit 6 • Session 3

GOD HEALED THE PEOPLE

Numbers 21

WHAT IS GOD LIKE? GOD IS HOLY, GOOD, AND LOVING.

Moses and the Israelites traveled in the wilderness on a long journey. The people were impatient, and they complained. "Why did you lead us into the wilderness? We are going to die here. There is no bread. There is no water. We don't like the food we have!"

God responded by sending venomous snakes that bit the Israelites. Many of the people died.

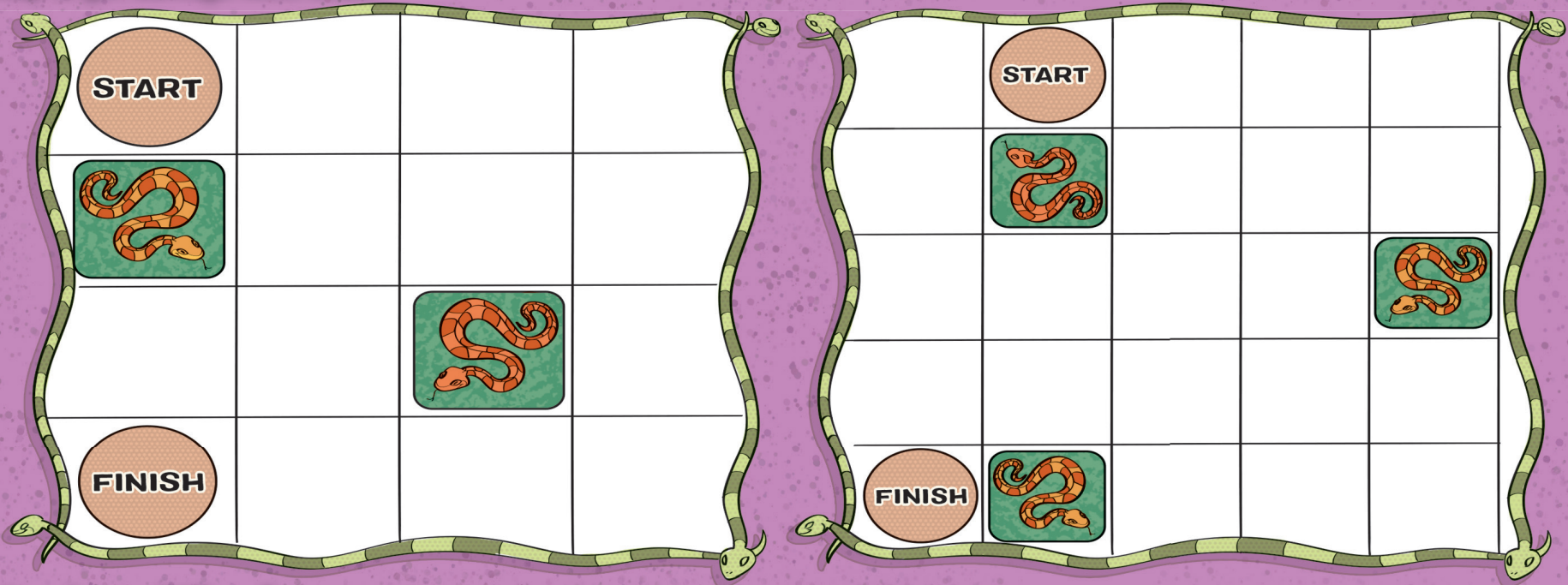
The Israelites went to Moses and said, "We sinned by complaining. Please talk to God for us. Ask Him to take away the snakes."

So Moses spoke to God for the people. God told Moses what to do: "Make a snake image and put it on a pole. When anyone who is bitten looks at it, he will recover."

Moses did what God said. He made a bronze snake and mounted it on a pole. Whenever someone was bitten, that person looked at the bronze snake and recovered.

Christ Connection: God sent snakes to punish the people, but anyone who was bitten could look at the snake on the pole and live. We deserve to die because of our sin, but anyone who looks to Jesus on the cross and trusts in Him will live forever with God.

Watch Your Step | Find the path from start to finish that goes through every box except the ones with snakes. You can only enter each box once, and the path may not cross itself. The second maze is harder than the first! There is only one way to get through each maze.



Look and Live | Read each clue and write your answers in the blanks. Every answer will contain either the letters L-O-O-K or L-I-V-E, always together like enLIVEN. Some letters are filled in for you.

- | | | | | | | |
|--|---|--|--|--|--|---|
| 1. the way a person thinks about things: | O | | | | | K |
| 2. to take something to a person or place: | D | | | | | R |
| 3. a small, thin piece taken from something larger: | S | | | | | R |
| 4. a person who watches an activity or event without being involved in it: | O | | | | | R |
| 5. a person who watches an area and warns others if there is danger: | L | | | | | T |
| 6. farm animals that are kept, raised, and used by people: | L | | | | | K |

Who can we *LOOK* to and *LIVE* forever?