

Unit 6: Away from the Land

Unit Description: When God's people arrived at the border of the promised land, they did the unthinkable: they disbelieved God's faithfulness and disobeyed His command by refusing to enter. As a result, God forced His people away from the land to wander in the wilderness where they continued in their disbelief and sin against a good, loving, and holy God.

Big Picture Question: What is God like? God is holy, good, and loving.



SESSION 1: The People Didn't Go Into the Land Numbers 13–14




SESSION 2: Moses Disobeyed God Numbers 20



SESSION 3: God Healed the People Numbers 21



SESSION 4: No One Is Like God 1 Peter 1



UNIT 6 | SESSION 4

NO ONE IS LIKE GOD

1 PETER 1

KEY PASSAGE:

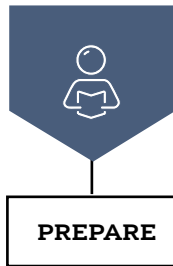
Exodus 15:11

BIG PICTURE QUESTION:

What is God like? God is holy, good, and loving.

CHRIST CONNECTION:

No one is like God. God is holy, good, and loving. Jesus shows us what God is like and gives us hope. God can make us more like Jesus. We can trust Him and live joyfully for Him.



PRIOR TO TEACHING THE SESSION



LEADER Bible Study

Peter began his first epistle by reminding believers that we are not of this world; our true citizenship is found in God's kingdom. As such, we live in the present world as exiles and ambassadors—representatives of our true King.

With this reminder established, Peter explained how Christ's ambassadors are to live, which can be summed up in God's words recorded at the end of 1 Peter 1:16, "Be holy, because I am holy." Peter draws this imperative from Leviticus 11:44-45, where God had told the Israelites this twice in rapid succession.

To be holy is to be set apart, to be different in a good way. As such, holiness is at the core of the Old Testament law. The reason behind many of God's commands that may make us scratch our heads is holiness. These commands were to teach Israel what it means to be holy and to model holiness to the watching world. All of this points us to the even greater idea of God's holiness. God's people—His image bearers—are to imitate God.

So far so good, right? But this is where the wheels fall off the cart. When we turn our attention to God's holiness, we quickly come to the point of recognizing that this is an impossible standard. God is perfectly

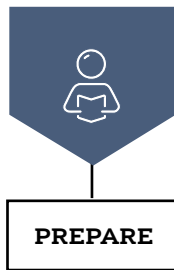
holy. There is absolutely no sin in Him. He is perfectly loving, kind, and good without an ounce of hate or evil. How are we supposed to be this holy? Why would God command us to do something we cannot do?

The answer to that last question is that God gave this command exactly because we cannot do it. We cannot be holy enough—not even close. Not on our own, that is. But the beauty of the gospel shows us another way. We can indeed be holy as God is holy because Christ is holy. And when we trust in Christ, our sin is removed and in its place we are credited with Christ's perfect righteousness. (2 Cor. 5:21) We obey this command of God by trusting in Christ!

But it doesn't end there. We are holy in our identity in Christ, but each day we are to strive to live out our new, true holy identity. Every day, our goal is to live as who we now are, rather than who we were. Even this though, is done not in our power, but in Christ's power. No one is like God in His fullness, but in Christ, we as His children are called and empowered to be like Him in many ways.

TERMS TO KNOW

Holy: means "to be separate" and describes God's character as totally unique and separate from what He has created. God's holiness describes His perfect goodness, purity, and righteousness.



PRIOR TO TEACHING THE SESSION

GATHER Supplies

Keep a regular supply of the following items available at all times: Bibles, pens or pencils, markers, crayons, colored pencils, scissors, glue or tape, paper.



WELCOME

Activity Page

- ☐ "Stained Glass" activity page

Session Starter (Option 2)

- ☐ dry erase board
- ☐ dry erase markers



LEARN

Introduce the Session

- ☐ countdown video

Big Picture Question

- ☐ Big Picture Question Poster

Review the Timeline

- ☐ Giant Timeline

Tell the Bible Story

- ☐ "No One Is Like God" video
- ☐ Bible Story Picture Poster

Questions from Kids

- ☐ "Unit 6, Session 4" questions from kids video

Missions Moment

- ☐ Printable: "Living on Mission"

Key Passage Activity

- ☐ Key Passage Poster
- ☐ "Lord, Who Is Like You (Exodus 15:11)" song
- ☐ masking tape
- ☐ worship song of your choice (optional)



LOVE

Review & Bible Skills

- ☐ Small Group Timeline and Map Set
- ☐ world map

Activity Choice (Option 1)

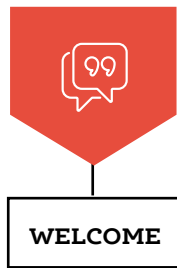
- ☐ Printable: "Living on Mission"

Activity Choice (Option 2)

- ☐ Big Picture Question Poster
- ☐ metal washers, 1 per kid
- ☐ heavyweight string or cord
- ☐ nail polish or colored permanent markers (optional)

Journal and Prayer

- ☐ Journal Page
- ☐ "What Is God Like?" activity page



WELCOME Kids

Greet each kid as he or she arrives. Use this time to collect the offering, fill out attendance sheets, build relationships, and help new kids connect to your group.

SAY “Do you like change? Think about a time when something changed that you didn’t like. How did you respond?”

1 ACTIVITY PAGE (5 minutes)

Invite kids to complete “Stained Glass” on the activity page.

SAY “Few things in life never change. Today, we will learn about somebody who stays the same and never changes. Do you know of someone who has never changed?”

2 SESSION STARTER (10 minutes)

☐ OPTION 1: WHAT CHANGED?



Guide kids to choose a partner. Then instruct them to face their partners. Tell the kids they will have 10 seconds to study their partners. Then they will turn back-to-back and they will have 10 more seconds to change something about their appearances.

When the time is up, guide partners to turn back around to face each other and attempt to determine what has changed about their partners’ appearance. Kids can choose new partners if time allows.

SAY “When we trust in Jesus as our Lord and Savior, our physical appearance may stay the same, but we do change because we are given new life in Jesus. What are some ways a person might change after becoming a Christian? [Allow kids to respond.] Listen closely to today’s story to find out more.”

☐ OPTION 2: WHO IS ... ?

Give each kid an index card. On the card, a kid should list three words to describe himself. Kids may list physical characteristics, hobbies, or personality traits. Each kid should write his own name at the bottom of the card.

Collect all the cards and read them aloud one at a time. Challenge kids to guess who the words describe.

SAY “No two people are alike. Even identical twins have different thoughts, desires, and interests. God created you just as He planned. In today’s story, we will discover some words we can use to describe who God is and who He wants us to be.”





THE STORY OF THE GOSPEL

INTRODUCE the Bible Story

1 INTRODUCE THE SESSION (2 minutes)

Show the countdown video as you transition to introduce the Bible story. Set it to end as the session begins.

SAY “Welcome! It’s so good to see you. I’m [your name]. If you brought your Bible, hold it up. [Provide Bibles for kids who need one.] Can anyone tell me what the Bible is about? [Allow kids to respond.] The Bible is God’s Word. He gives us the Bible so we can know Him. The Bible tells us the wonderful story of God’s plan to rescue sinners.

What does the Bible teach us about God? [Allow kids to respond.] Thank you for sharing those ideas! There’s no one like God. ”

2 BIG PICTURE QUESTION (1 minute)

SAY “Our big picture question is, **What is God like?** Do you remember the three characteristics we’ve been focusing on? [Pause for kids to respond.] **God is holy, good, and loving.** I’ll ask the big picture question again, and then you whisper the answer. **What is God like?** [Pause for kids to respond.] **God is holy, good, and loving.** ”

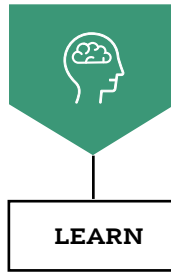
3 REVIEW THE TIMELINE (2 minutes)

Show the giant timeline. Point to individual Bible stories as you review.

SAY “When God’s people arrived at the border of the promised land, they disbelieved God’s faithfulness and disobeyed His command by refusing to enter. As a result, God forced His people away from the land to wander in the wilderness where they continued in their disbelief and sin against a good, loving, and holy God.

We have talked quite a bit about what God is like. We will continue to see God’s goodness, love, and holiness on display throughout the Bible.

Today, we will spend more time talking about what God is like and how He is unlike anyone or anything else. To help us do that, we are going to look at 1 Peter 1. First Peter is a book in the New Testament. It’s a letter written by Peter, a follower of Jesus. ”



THE STORY OF THE GOSPEL

LEARN the Bible Story

1 TELL THE BIBLE STORY: VIDEO OR STORYTELLER (10 minutes)

Open your Bible to 1 Peter 1. Use the Bible storytelling tips to help you tell the story, or show the Bible story video “No One Is Like God.” Use the bold text to retell or review the story.

NO ONE IS LIKE GOD

“Peter, a follower of Jesus, wrote a letter to Christians. He reminded them of what God had done for them. When a person believes God’s good news about Jesus, it changes the way he or she lives. Peter’s letter encouraged Christians to live like Jesus.

Peter told God’s people that they should be holy. Believers have hope because Jesus will come again. Peter wrote, “Before you trusted in Jesus, you lived however you wanted and did evil things. Jesus gave His life to save you so you could have true life in Him. Jesus is like the perfect lamb that God’s people sacrificed.”

Peter wrote, “Now you are God’s children, so don’t go back to how you used to live. Obey God. He has a better life for you.” Peter reminded believers of God’s words to the Israelites. God had said, “Be holy because I am holy.”

What does it mean to be holy? Being holy means being set apart. It means being different from everyone else. As Creator, God is different from all of His creation. God calls us to be different too. He wants us to be like Him, including in the way we love one another. Before, we cared only about ourselves. We fought and complained. But God is loving, so He wants us to love one another instead. Loving one another isn’t always easy, but it is good.

Peter wrote, “Our life on earth will not last forever. It is like the grass and flowers that fade away.”

Long ago, the Israelites were waiting for God to keep His good promise to send a Rescuer to save people from their sins. Today, we remember that God kept His good promise by sending Jesus. We can be holy because of our hope in Jesus.

Christ Connection: No one is like God. God is holy, good, and loving. Jesus shows us what God is like and gives us hope. God can make us more like Jesus. We can trust Him and live joyfully for Him.”

STORYTELLING TIPS

Call for active listening: Challenge kids to count how many times they hear the word *holy*.

Use pauses: As you tell the Bible story, pause between paragraphs or following dialogue to draw kids’ attention.



THE STORY OF THE GOSPEL

2 REVIEW THE BIBLE STORY

SAY “ In the letter Peter wrote, he reminded Christians of God’s instructions to be holy. The word holy means ‘set apart.’ It means being different. Several times in the Old Testament, God said, ‘Be holy, because I am holy.’ [See **Lev. 11:44-45.**] Have you ever thought about what it means to be holy? Can people really be holy like God?

When we trust in Jesus, we are given a new life. With Jesus as Lord of our lives, we should be different because of our relationship with Him. One way we can be different is in how we love others.

Open your Bible to 1 Peter 1. [Ask a volunteer to read aloud **1 Peter 1:22-23.**] Peter said that we should show sincere love for one another constantly. Why? Because we have been born again.

When we obey God, trust in His Word, and love others, they will see the difference in us. What was the difference people saw in Jesus’ life? How was Jesus’ life so different? [Allow kids to answer.]

Jesus is the perfect example of holiness. He loved His Father perfectly and loved others perfectly. While we will never be perfect like Jesus in this life, we can follow His example and hope in Him. ”

3 CHRIST CONNECTION

SAY “ No one is like God. God is holy, good, and loving. Jesus shows us what God is like and gives us hope. God can make us more like Jesus. We can trust Him and live joyfully for Him. ”

(Tip: Use Scripture and the guide provided to explain how to become a Christian. Make sure kids know when and where they can ask questions.)

4 QUESTIONS FROM KIDS (3 minutes)

Show the “Unit 6, Session 4” questions from kids video. Prompt kids to discuss:

1. Can we really be holy like God?
2. How does knowing Jesus change the way you live? How might others recognize if you are a Christian?

5 MISSIONS MOMENT (3 minutes)

SAY “ God is perfect and holy. No one is like Him, and no idols have power. God wants us to be set apart—holy—as He is holy. Samuel Zwemer (zuh-WAY-mer) wanted Muslims to know that truth, so he shared the gospel with them.

Now missionaries all over the world are doing the same thing. They are sharing the good news of Jesus with people who don’t know Him. Have you ever wondered how to be a missionary? There are some basic ways to share the love of Jesus with your friends, family members, and neighbors. You can live on mission wherever God calls you. ”

Use the posters to teach the kids some basic ways to show Jesus to the world around them.



THE STORY OF THE GOSPEL

As you talk about each of the four strategies, lead kids to discuss what each strategy might look like at school or at home.

Ask a volunteer to pray that God would help the kids show God's love to their friends, family members, and neighbors. Pray also for missionaries your church supports.

6 KEY PASSAGE ACTIVITY (5 minutes)

Before the session, write each word of the verse on a piece of masking tape. Show the key passage poster. Lead kids in reading aloud Exodus 15:11 together.

Instruct the kids to stand facing away from you so you can put a piece of tape on their backs. Then invite the kids to look at each other's backs to figure out how they can line up in order to show the verse correctly. If time allows, mix the kids and allow them to try again.

SAY “ Today is the fourth week for learning our key passage. Does anyone know it? [Ask for a volunteer to recite the verse.] What does our key passage tell us about God? [Allow kids to respond.] ”

Lead kids to sing “Lord, Who Is Like You (Exodus 15:11).” You may also choose to sing a worship song of your choice.

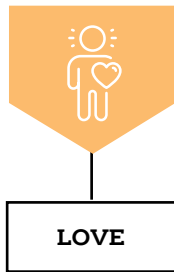
7 PRAY (2 minutes)

Invite kids to pray before transitioning from **LEARN** to **LOVE**.

SAY “ Father, You are holy. Help us to be holy like You. We thank You for all that You’ve done for us, are doing for us, and will do for us. We know we don’t deserve it, and we thank You for the grace You show us. Above all, we praise You for what Jesus did for us on the cross. Thank You for Your Word and how it shows us who You are. Amen. ”

Transition from **LEARN** to **LOVE**





THE GOD OF THE GOSPEL

LOVE God by Applying the Story

1 REVIEW & BIBLE SKILLS (5 minutes)

Distribute Bibles and display the New Testament Mediterranean Map. Guide kids to open their Bibles to 1 Peter 1. Explain that Peter was in Rome (B1) when he wrote to Christians in several areas like Galatia and Cappadocia (C8). Point kids to the map and ask for volunteers to find the provinces to whom Peter wrote the letter as seen in 1 Peter 1:1.

Consider comparing the New Testament Mediterranean Map to a modern-day map to help kids understand where these stories took place. (Tip: Locate the areas in and around modern-day Turkey.) Choose a volunteer to read aloud 1 Peter 1:15-16.

SAY “Peter wrote how Christians should live. God commanded His people to be holy. **What is God like? God is holy, good, and loving.** But wait a second. No one is like God. So how can we be holy? Peter says in verse 3 that God gives us new birth. When we trust in Jesus, our position before God changes from ‘guilty’ to ‘forgiven.’ The Holy Spirit comes to live inside us, and He begins to change us to be more like Jesus—holy, loving, and good.”

2 GROUP DISCUSSION (10 minutes)

Ask the following questions. Lead the group to discuss.

SAY “What does it mean to be holy?”

Guide kids to discuss the meaning of holiness. Holiness means to be set apart, to be different. Because God is holy, we too should live holy lives.

(Option: Choose a volunteer to read 1 Pet. 1:16.)

SAY “How can we be set apart? How can we be different from the world?”

Lead kids to discuss how we are made pure through Jesus. When we repent and believe in Jesus, God sees us as righteous and pure. Because of this, our attitudes, thoughts, words, and actions should be different than the world around us.

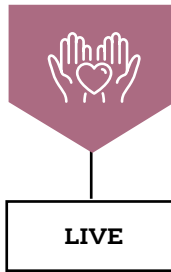
(Option: Choose a volunteer to read 1 Pet. 1:22.)

SAY “How can the way we live point others to Jesus?”

Guide kids to discuss how it is obvious when something is different. If your mom’s car is gray, but she comes home and it is green, you will clearly notice the difference. When others see the difference in us, we will have the opportunity to share why we are different and how they can be too.

(Option: Choose a volunteer to read Col. 3:10.)





THE MISSION OF THE GOSPEL

LIVE the Mission

1 ACTIVITY CHOICE (10 minutes)

☐ **OPTION 1: LIVING ON MISSION**



Form four teams of kids. Assign each team one of the four strategies listed on the “Living on Mission” printable. Challenge the teams to think of situations when their assigned strategy might be effective. Teams will plan a short skit to show how they could share the gospel in those ways. Give the kids a few minutes to plan their scenes. Then let them take turns acting them out.

SAY “God is holy; He is set apart and unlike anything that He created. He wants us to be set apart too. We can be set apart by obeying His commands and spreading the gospel. Sharing the love of Jesus with the people around you doesn’t have to be difficult. You all did a great job showing some of the ways we can live on mission and share the gospel with others.”

Encourage the kids to try these four strategies this week in order to be on mission in their school, at dance class, or anywhere else they may go.

☐ **OPTION 2: WASHER WEARS**



Give each kid a metal washer and an 18-inch length of heavyweight string or cord. Consider providing nail polish or colored permanent markers for kids to decorate the washers.

Demonstrate how to fold the string in half and pass the center loop through the washer. Pull the ends of the string through the loop to tie it to the washer. Help kids tie together the ends of their string to form a necklace.

SAY “What is God like? God is holy, good, and loving. When you wear your necklace or bracelet and see the hole in the washer, remember that God is holy. In our story today, Peter wrote that before we trust in Jesus, we were one way, but knowing Jesus makes us different. Christians should reflect the new life they have in Christ by being holy, good, and loving too. Being a Christian doesn’t mean you will be perfect, but Jesus can transform us to be more like Him every day.”

2 JOURNAL AND PRAYER (5 minutes)

Distribute journal pages and pencils. Guide kids to think about and answer the questions listed on the page. As kids journal, invite them to share their ideas.

- What does this story teach me about God or the gospel?
- What does the story teach me about myself?
- Are there any commands in this story to obey? How are they for God’s glory and my good?
- Are there promises in this story to remember? How do they help me trust and love God?
- How does this story help me to live on mission better?

Review the gospel and encourage kids to speak with you or another teacher if they have questions. Then pray, thanking God for His love, grace, and mercy. Praise Him for His holiness. As time allows, lead kids to complete “What Is God Like?” on the activity page.



JOURNAL PAGE

1. What does this story teach me about God or the gospel?
2. What does this story teach me about myself?
3. Are there any commands in this story to obey? How are they for God's glory and my good?
4. Are there any promises in this story to remember? How do they help me trust and love God?
5. How does this story help me to live on mission better?



Unit 6 • Session 4

NO ONE IS LIKE GOD

1 Peter 1

WHAT IS GOD LIKE? GOD IS HOLY, GOOD, AND LOVING.

Peter wrote a letter to Christians. He reminded them of what God had done for them. Peter's letter encouraged Christians to live like Jesus.

Peter told God's people that they should be holy. Believers have hope because Jesus will come again. Peter wrote, "Before you trusted in Jesus, you lived however you wanted and did evil things. Jesus gave His life to save you so you could have true life in Him. Jesus is like the perfect lamb that God's people sacrificed."

Peter wrote, "Now you are God's children, so don't go back to how you used to live. Obey God. He has a better life for you." Peter reminded believers of God's words to the Israelites. God had said, "Be holy because I am holy."

What does it mean to be holy? Being holy means being set apart. It means being different from everyone else. As Creator, God is different from all of His creation. God calls us to be different too. He wants us to be like Him, including in the way we love one another. Before, we cared only about ourselves. We fought and complained. But God is loving, so He wants us to love one another instead. Loving one another isn't always easy, but it is good.


Peter wrote, "Our life on earth will not last forever. It is like the grass and flowers that fade away."

Long ago, the Israelites were waiting for God to keep His good promise to send a Rescuer to save people from their sins. Today, we remember that God kept His good promise by sending Jesus. We can be holy because of our hope in Jesus.

Christ Connection: No one is like God. God is holy, good, and loving. Jesus shows us what God is like and gives us hope. God can make us more like Jesus. We can trust Him and live joyfully for Him.

Stained Glass | Use the key to color the picture and discover the hidden word.

● = orange
●● = blue
●●● = green



What Is God Like?

Use a ruler to draw a straight line from each Bible book on the left to the book that comes after it on the right. (Start and end at the arrows.) The lines will cross over some of the circled words in the middle.

When you're finished, read the leftover words from top to bottom to find out what God is like.

GENESIS ▶	<div style="display: flex; flex-wrap: wrap; justify-content: space-around; align-items: center;"> <div style="border: 1px solid purple; border-radius: 50%; padding: 5px; margin: 5px;">Moses</div> <div style="border: 1px solid purple; border-radius: 50%; padding: 5px; margin: 5px;">God</div> <div style="border: 1px solid purple; border-radius: 50%; padding: 5px; margin: 5px;">is</div> </div> <div style="display: flex; flex-wrap: wrap; justify-content: space-around; align-items: center;"> <div style="border: 1px solid purple; border-radius: 50%; padding: 5px; margin: 5px;">first</div> <div style="border: 1px solid purple; border-radius: 50%; padding: 5px; margin: 5px;">yes</div> </div> <div style="display: flex; flex-wrap: wrap; justify-content: space-around; align-items: center;"> <div style="border: 1px solid purple; border-radius: 50%; padding: 5px; margin: 5px;">holy</div> <div style="border: 1px solid purple; border-radius: 50%; padding: 5px; margin: 5px;">good</div> <div style="border: 1px solid purple; border-radius: 50%; padding: 5px; margin: 5px;">was</div> </div> <div style="display: flex; flex-wrap: wrap; justify-content: space-around; align-items: center;"> <div style="border: 1px solid purple; border-radius: 50%; padding: 5px; margin: 5px;">for</div> <div style="border: 1px solid purple; border-radius: 50%; padding: 5px; margin: 5px;">dove</div> <div style="border: 1px solid purple; border-radius: 50%; padding: 5px; margin: 5px;">Jesus</div> </div> <div style="display: flex; flex-wrap: wrap; justify-content: space-around; align-items: center;"> <div style="border: 1px solid purple; border-radius: 50%; padding: 5px; margin: 5px;">and</div> <div style="border: 1px solid purple; border-radius: 50%; padding: 5px; margin: 5px;">loving</div> </div>	◀ 2 PETER
LEVITICUS ▶		◀ NUMBERS
DEUTERONOMY ▶		◀ RUTH
JUDGES ▶		◀ EXODUS
1 PETER ▶		◀ JOSHUA

Answer: _____