

Unit 21: Early Responses to Jesus

Unit Description: As Jesus began His ministry of miracles and teachings, not everyone responded in the same way. Some rejected Jesus outright. Others were amazed by Jesus but didn't understand Him. But some came to place their faith in Him and worship Him for who He is: the Son of God.

Big Picture Question: How can we be saved? We are only saved through faith in Jesus.



SESSION 1: People Rejected Jesus

Luke 4



SESSION 2: People Were Amazed by Jesus

Luke 4



SESSION 3: Peter Worshiped Jesus

Luke 5



SESSION 4: We Are Saved by Faith in Jesus

Hebrews 11



UNIT 21 | SESSION 2

PEOPLE WERE AMAZED BY JESUS

LUKE 4

KEY PASSAGE:

Hebrews 11:6

And without faith it is impossible to please God, because anyone who comes to him must believe that he exists and that he rewards those who earnestly seek him.

BIG PICTURE QUESTION:

How can we be saved? We are only saved through faith in Jesus.

CHRIST CONNECTION:

Jesus' miracles proved that Jesus is the Messiah, the Son of God. His miracles strengthened people's faith and met their needs. Through Jesus, God did what is impossible for us to do on our own. He provided forgiveness, salvation, and eternal life.



PRIOR TO TEACHING THE SESSION



LEADER Bible Study

“I stand amazed in the presence of Jesus the Nazarene, and wonder how he could love me, a sinner, condemned, unclean.” These words from Charles Hutchinson Gabriel’s classic hymn “My Savior’s Love” have been sung and treasured for more than a century. When Gabriel first released this song in a 1905 hymnbook, it served as a reminder to the church of the deep love of God, His work through Christ, His presence in all circumstances, and their cause for celebration and amazement.

In all the rich truths of the five stanzas of this great hymn, the first line may be most striking: “I stand amazed in the presence of Jesus the Nazarene.” Why? Because it reminds us of the unfathomable reality that we are able to stand in the presence of God by no other means than God’s gracious work through Jesus. Paul reinforced this idea in his Acts 17 address at the Areopagus: “For in him we live and move and have our being, as even some of your own poets have said, ‘For we are also his offspring.’” (Acts 17:28)

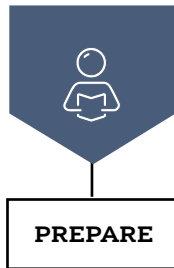
What causes you amazement? What brings a sense of awe? Are you guilty of being captivated by a sunset but being indifferent to the Savior? Are you left breathless by the miracle of new life, only to be largely unaware of the miracle of sustained life?

We rightly experience moments of wonder as we witness some of the incredible ways that God works in our lives; however, we often miss the everyday opportunities for amazement of the same degree.

This week, set your mind to remember that gift of God’s grace found in being able to stand in the presence of God because of the work of Christ applied to you. Take time to remember the gracious gift of God’s sustaining power in your life—keeping breath in your lungs, relationships in your life, and function to every other part of your being. Stand amazed in the presence of Jesus, who sustains your very life and has cast such incredible love on an undeserving sinner.

PLACES TO KNOW

Capernaum: city on the northwest shore of the Sea of Galilee that served as an economic center for fishing and farming



PRIOR TO TEACHING THE SESSION

GATHER Supplies

Keep a regular supply of the following items available at all times: Bibles, pens or pencils, markers, crayons, colored pencils, scissors, glue or tape, paper.



WELCOME

Activity Page

- “That’s Amazing!” activity page

Session Starter (Option 1)

- dry erase board
- dry erase marker

Session Starter (Option 2)

- dry erase board
- dry erase marker
- timer



LEARN

Introduce the Session

- countdown video

Big Picture Question

- Big Picture Question Poster

Review the Timeline

- Giant Timeline

Tell the Bible Story

- “People Were Amazed by Jesus” video
- Bible Story Picture Poster

Questions from Kids

- “Unit 21, Session 2” questions from kids video

Missions Moment

- “George Liele Photo” printable

Key Passage Activity

- Key Passage Poster
- “Without Faith (Hebrews 11:6)” song
- worship song of your choice (optional)
- large sheet of brown craft paper



LOVE

Review & Bible skills

- Small Group Timeline and Map Set
- world map



LIVE

Activity Choice (Option 1)

- magnetic tape strips, 1 per kid

Activity Choice (Option 2)

- Big Picture Question Poster

Journal and Prayer

- Journal Page
- “Create a Comic Sketch” activity page



WELCOME Kids

Greet each kid as he or she arrives. Use this time to collect the offering, fill out attendance sheets, build relationships, and help new kids connect to your group.

SAY “What is the most amazing thing you have ever seen with your own eyes? Why was it so amazing? How did it make you feel?”

1 ACTIVITY PAGE (5 minutes)

Invite kids to complete “That’s Amazing!” on the activity page.

SAY “God has created an amazing world with amazing features! When we read our Bibles, we learn about some amazing miracles. Today’s Bible story teaches us that people were amazed by the miracles Jesus performed.”

2 SESSION STARTER (10 minutes)

OPTION 1: DRAW THE SIGN



Tell kids that there are certain signs or symbols that point to a particular meaning. Explain that you will draw a sign and they will need to say what the sign represents. Use a dry erase board to draw the following or consider making up your own:

- peace sign (sign for peace)
- heart (sign for love)
- infinity sign (sign for eternity)
- cross (sign for Jesus’ sacrifice)
- ichthys fish (sign for Jesus follower)

SAY “Each of these symbols are a sign for something. The fish is commonly seen on cars signaling to others that the driver is a follower of Jesus. When Jesus was on earth, He performed many miracles. The miracles were a sign that was meant to help people understand a deeper meaning. Let’s read our Bible story to learn what Jesus’ miracles and signs pointed to.”

OPTION 2: PICTURE THE MIRACLE

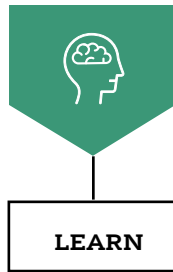
Before the session, create a set of cards labeled with different miracles Jesus performed. Some examples include walking on water, feeding the 5,000, healing the blind, raising Lazarus from the dead, healing the lame, and calming the storm.

Form kids into two teams. Invite a volunteer from one team to choose a card and then draw the miracle. Lead his group to try and guess the miracle within 30 seconds. If his team has not guessed correctly at the end of 30 seconds, allow an opportunity for the other team to guess. Award a point to the team who guesses correctly. Continue playing, alternating between teams, until all the cards have been drawn.

SAY “Jesus performed many miracles when He was on earth. People were amazed by His miracles. Let’s read our Bible story to learn why Jesus performed miracles.”

Transition from **WELCOME** to **LEARN**





THE STORY OF THE GOSPEL

INTRODUCE the Bible Story

1 INTRODUCE THE SESSION (3 minutes)

Show the countdown video as you transition to introduce the Bible story. Set it to end as the session begins.

SAY “ Hello, everyone. My name is [your name]. While there are many books we can read, I am holding the most amazing Book ever—the Bible! The Bible is one big story that helps us know God and His Son, Jesus. If you have your Bible, please hold it up high. [Distribute Bibles to kids who need one.]

When we read the Bible, we learn about many amazing things God did. Can you think of a Bible story where God performed an amazing miracle? [Allow responses.] We worship an amazing God! Only God has the power to perform miracles and because Jesus is God’s Son, He can perform amazing miracles too. We’ll learn more about the miracles Jesus performed and how they proved He is God. ”

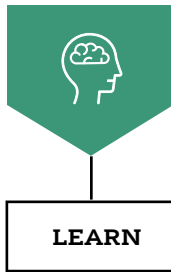
2 BIG PICTURE QUESTION (1 minute)

SAY “ Last week, we were introduced to our big picture question: **How can we be saved?** Can anyone say the answer? [Allow a volunteer to answer.] The answer is, **We are only saved through faith in Jesus.** Remember, we can’t do anything to save ourselves. Jesus alone saves us from sin. Jesus, our miracle-working Savior, died on the cross and defeated death so we could be saved. Now that is amazing! ”

3 REVIEW THE TIMELINE (1 minute)

Show the giant timeline. Point to individual Bible stories as you review.

SAY “ We have been learning that Jesus is the Messiah God promised, and that He is the only way we can be saved. The shepherds and the angels praised God when Jesus was born. Later, Anna and Simeon recognized Jesus as the Messiah. They thanked God for keeping His promise. But not everyone believed in Jesus. Last week, we learned that the people of Nazareth rejected Him. They failed to believe in Jesus because of their hardness of heart. Today, we will learn another way people responded to Jesus. ”



THE STORY OF THE GOSPEL

LEARN the Bible Story

1 TELL THE BIBLE STORY: VIDEO OR STORYTELLER (10 minutes)

Open your Bible to Luke 4. Use the Bible storytelling tips to help you tell the story, or show the Bible story video “People Were Amazed by Jesus.” Use the bold text to retell or review the story.

PEOPLE WERE AMAZED BY JESUS

“ Jesus traveled to Capernaum (kuh PUHR nay uhm) with His disciples Simon, Andrew, James, and John. He went into the synagogue on the Sabbath and began to teach. The people there were very surprised at His teaching. Jesus’ teaching was not like the scribes’ teaching. He spoke with authority.

Just then, a man with an unclean spirit shouted, “What do You have to do with us, Jesus of Nazareth? Have You come to destroy us? I know who You are—the Holy One of God!” Jesus commanded the spirit to be quiet and come out of the man. The spirit yelled again and then came out.

Everyone was amazed! “Who is this Jesus?” they asked. “He teaches with authority, and the unclean spirits obey Him!” News about Jesus spread quickly throughout all of Galilee.

Next, Jesus and His disciples went to Simon and Andrew’s house. Simon’s mother-in-law was in bed with a fever. Jesus went to her, took her hand, and healed her. She got up and began to serve them. That evening, large crowds of people came to the house with others who were sick or bothered by evil spirits, and Jesus healed them.

Early the next morning, Jesus went out by Himself to pray. Simon and the other disciples found Him and said, “Everyone is looking for You.”

Jesus said, “Let’s go on to the nearby villages so I can preach there too. This is why I have come.”

Christ Connection: Jesus’ miracles proved that Jesus is the Messiah, the Son of God. His miracles strengthened people’s faith and met their needs. Through Jesus, God did what is impossible for us to do on our own. He provided forgiveness, salvation, and eternal life. ”

STORYTELLING TIPS

Draw it: Provide kids with paper and markers. Lead kids to draw a part of the Bible story as you tell it. Invite kids to share their drawings after the story is finished.

Shout it: Direct kids to shout “Amazing!” every time Jesus performs a miracle in the story.



THE STORY OF THE GOSPEL

2 REVIEW THE BIBLE STORY

SAY “ While Jesus was in Capernaum, He began to teach in the synagogue. How did the people react to Jesus’ teaching? [Allow responses.] They were surprised because Jesus taught with authority. Not only did Jesus’ teachings have authority, but Jesus showed His authority over creation when He performed miracles.

What miracles did Jesus perform that showed His authority? [Allow responses.] Jesus healed people with unclean spirits and the sick. Jesus showed He is more powerful and in control of all things. The wicked spirits that wanted to hurt people had no power over Jesus. The fevers or sicknesses that people suffered from could be gone in an instant when Jesus touched them. Everything must obey Jesus because He is God.

Many people heard about Jesus’ miracles and came looking for Him. People were amazed by Jesus’ miracles and did not want Him to leave. What did Jesus tell the people when they tried to keep Him from leaving? Look at Luke 4:43. [Choose a volunteer to read Luke 4:43.] Jesus said that He must continue to preach the good news of the kingdom of God in other towns. Jesus’ miracles were proof that His teachings were true. But the good news didn’t stop with healing people. Jesus came to save people from their sin. ”

3 CHRIST CONNECTION

SAY “ Jesus’ miracles proved that Jesus is the Messiah, the Son of God. His miracles strengthened people’s faith and met their needs. Through Jesus, God did what is impossible for us to do on our own. He provided forgiveness, salvation, and eternal life. ”

(Tip: Use Scripture and the Gospel Plan Poster to explain how to become a Christian. Make sure kids know when and where they can ask questions.)

4 QUESTIONS FROM KIDS (3 minutes)

Show the “Unit 21, Session 2” questions from kids video. Prompt kids to discuss:

1. Why does God perform miracles for some people and not others?
2. Why can you trust God to always provide you with exactly what you need?

5 MISSIONS MOMENT (3 minutes)

Display the photo of George Liele as you teach kids about him.

SAY “ George Liele (LIGH uhl) was born in Virginia but lived most of his life as a slave in Georgia. He had a wife named Hannah and four children. For several years after George Liele became a Christian, he preached in the slave quarters of plantations surrounding Savannah, Georgia, and in South Carolina. Later, George was freed from slavery. In 1782, George and his family sailed to Jamaica. George started a church in Jamaica and baptized hundreds of people. ”



THE STORY OF THE GOSPEL

Tell the kids that George Liele told people—slaves and free—about Jesus. Share that many of these people trusted in Jesus as their Savior. Explain that slavery was outlawed in Jamaica in 1838 and that many attribute this event to the influence of George Liele. Teach kids that George Liele continued to tell people the good news about Jesus even when it meant he might have to go to prison, and when he received threats. Tell kids that he trusted God and stayed faithful to continue preaching despite many challenges.

Pray for the churches in Jamaica and that they will continue to share Jesus with the people in their communities.

6 KEY PASSAGE ACTIVITY (5 minutes)

Show the key passage poster. Lead kids in reading aloud Hebrews 11:6 together.

SAY “The miracles Jesus performed were meant to strengthen people’s faith and support His teachings. We can read about the life of Jesus and be strengthened in our faith as well.”

Create a key passage mural by writing the key passage on a large sheet of brown craft paper. Place the paper on a table and provide kids with markers, paint, and crayons. Invite kids to draw pictures or write ways they are trusting God and placing faith in Him in their everyday lives. Explain that we trust in Jesus for salvation and to help us live a godly life for Him. Display the key passage mural somewhere in the room.

Lead kids to sing “Without Faith (Hebrews 11:6).” You may also choose to sing a worship song of your choice.

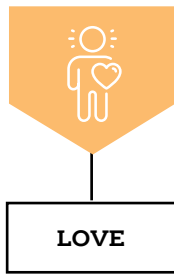
7 PRAY (2 minutes)

Invite kids to pray before transitioning to Love.

SAY “God, thank You for the reminder that Your Son, Jesus, has the power to heal people and save us from our sins. Help our faith be strengthened as we live for You. We love You. Amen.”

Transition from **LEARN** to **LOVE**





THE GOD OF THE GOSPEL

LOVE God by Applying the Story

1 REVIEW & BIBLE SKILLS (5 minutes)

Distribute Bibles and display the New Testament Israel Map. Guide kids to open their Bibles to Luke 4. Explain that Capernaum (C6) was a city in the region of Galilee. Tell kids that Jesus performed many miracles in Capernaum, and it was also the home of Jesus' disciples, Peter and Andrew.

Consider comparing the New Testament Israel Map to a modern-day map to help kids understand where these stories took place. (Tip: Locate the areas in and around modern-day Kfar Nahum.) Choose a volunteer to read aloud Luke 4:36.

SAY “ The people were amazed that Jesus could speak and the unclean spirits would obey. Jesus has all authority because He is God’s Son. Later, Jesus showed His authority over sin and death when He rose from the grave. Because Jesus defeated sin and death, He can save us from our sins. **We are only saved through faith in Jesus.** ”

2 GROUP DISCUSSION (10 minutes)

Ask the following questions. Lead the group to discuss.

SAY “ How did Jesus’ miracles prove He is God’s Son? ”

Lead kids to think about how many people make grand claims about themselves, but sometimes they exaggerate or lie. Remind kids that Jesus’ teachings spoke the truth about who He is. Tell kids that Jesus’ miracles validated His teachings and proved that He is God.

(Option: Choose a volunteer to read John 14:10-11.)

SAY “ How do Jesus’ miracles help your faith? ”

Answers will vary. Discuss how the miracles Jesus performed are meant to strengthen our faith as we believe in Him as Savior. Remind kids that Jesus’ authority over all things, including sin and death, means we can trust Him to save us.

(Option: Choose a volunteer to read Rom. 1:16)

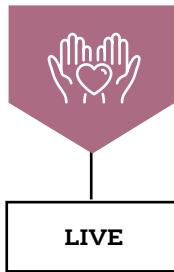
SAY “ Jesus’ miracles helped meet people’s physical needs. How has God met your needs? ”

Answers will vary. Remind kids that our greatest need is to be saved from our sin and that only faith in Jesus can save us. Discuss how God also meets many physical needs we have such as providing us with food, clothes, friends, family, and so on.

(Option: Choose a volunteer to read Phil. 4:19)

Transition from **LOVE** to **LIVE**





THE MISSION OF THE GOSPEL

LIVE the Mission

1 ACTIVITY CHOICE (10 minutes)

OPTION 1: BUTTERFLY MAGNET



Tell kids that Jamaica is home to the largest butterfly in the Western Hemisphere called a Jamaican swallowtail. Explain that the butterfly is found only in forests of Jamaica. Lead kids to create a butterfly magnet as a reminder of how George Liele told other people about Jesus in Jamaica. Provide each kid with a piece of paper and markers.

Lead kids to draw a butterfly and decorate it however they choose. Guide kids to cut out their butterflies and place a magnetic tape strip on the back. Tell kids that their butterflies can be a reminder to pray for the people of Jamaica.

SAY “ The butterfly can be a symbol of transformation because a caterpillar changes into a butterfly. When we believe in Jesus, we are changed as God gives us new hearts that desire to live for Him. God changed George’s heart and led him to share the gospel with the people in Jamaica. God changes our hearts to share the gospel with others as well. ”

OPTION 2: MANY MIRACLES



Display the New Testament Israel Map or print a map of ancient Israel that has the areas of Cana (D4), Capernaum (C6), Jerusalem (H5), and Bethany (I5). Form kids into five groups and provide each group with a Bible and a sticky note.

Assign each group one of the following Bible passages: John 2:1-11; John 4:46-54; Matthew 8:5-13; John 5:1-9; John 11:1,38-44. Lead kids to look up the Bible passages and find out the miracle Jesus performed and where He performed the miracle. Then direct each group to write down the miracle on the sticky note and place it on the correct location on the map.

SAY “ Jesus performed many miracles during His time on earth. Every miracle He performed met the physical needs of people and also proved that He is God’s Son. Many people believed in Jesus because of the miracles He performed. **We are only saved through faith in Jesus.** ”

2 JOURNAL AND PRAYER (5 minutes)

Distribute journal pages and pencils. Guide kids to think about and answer the questions listed on the page. As kids journal, invite them to share their ideas.

- What does this story teach me about God or the gospel?
- What does the story teach me about myself?
- Are there any commands in this story to obey? How are they for God’s glory and my good?
- Are there promises in this story to remember? How do they help me trust and love God?
- How does this story help me to live on mission better?

Review the gospel and encourage kids to speak with you or another teacher if they have questions. Then pray, thanking God that He meets our greatest need through Jesus. As time allows, lead kids to complete “Create a Comic Sketch” on the activity page.



JOURNAL PAGE

1. What does this story teach me about God or the gospel?
2. What does this story teach me about myself?
3. Are there any commands in this story to obey? How are they for God's glory and my good?
4. Are there any promises in this story to remember? How do they help me trust and love God?
5. How does this story help me to live on mission better?



Unit 21 • Session 2

PEOPLE WERE AMAZED BY JESUS

Luke 4

HOW CAN WE BE SAVED? WE ARE ONLY SAVED THROUGH FAITH IN JESUS.

Jesus traveled to Capernaum (kuh PUHR nay uhm) with His disciples Simon, Andrew, James, and John. He went into the synagogue on the Sabbath and began to teach. The people there were very surprised at His teaching. He spoke with authority.

Just then, a man with an unclean spirit shouted, "What do You have to do with us, Jesus of Nazareth? I know who You are—the Holy One of God!" Jesus commanded the spirit to be quiet and come out of the man. The spirit yelled again and then came out.

Everyone was amazed! "Who is this Jesus?" they asked. "He teaches with authority, and the unclean spirits obey Him!"

Next, Jesus and His disciples went to Simon and Andrew's house. Simon's mother-in-law was in bed with a fever. Jesus went to her, took her hand, and healed her. That evening, large crowds of people came to the house with others who were sick or bothered by evil spirits, and Jesus healed them.

Early the next morning, Jesus went out by Himself to pray. Simon and the other disciples found Him and said, "Everyone is looking for You."

Jesus said, "Let's go on to the nearby villages so I can preach there too. This is why I have come."

Christ Connection: Jesus' miracles proved that Jesus is the Messiah, the Son of God. His miracles strengthened people's faith and met their needs. Through Jesus, God did what is impossible for us to do on our own. He provided forgiveness, salvation, and eternal life.


FOLD

That's Amazing!

Draw the amazed emoji face by the facts you think are amazing.



1. A blue whale's heart can weigh up to 2,000 pounds.
2. Methuselah lived to be 969 years old.
3. Lava from a volcano can be as hot as 2,200 degrees Fahrenheit.
4. Jesus walked on water.
5. The human heart beats around 100,000 times a day.
6. Jesus raised Lazarus from the dead.
7. An octopus has three hearts.
8. God loves you and made you to know Him.



Create a Comic Sketch | Create a comic sketch of the events from today's Bible story.



NAME:



People Were Amazed by Jesus

BIBLE STORY SUMMARY:

- Jesus traveled to Capernaum with His disciples. He went into the synagogue and began to teach. The people were amazed with Jesus' teaching.
- Jesus performed miracles and healed people of unclean spirits and sickness. Everyone was amazed.
- Jesus said that He must go to other towns and preach the good news for this is why He had come.

CHRIST CONNECTION:

Jesus' miracles proved that Jesus is the Messiah, the Son of God. His miracles strengthened people's faith and met their needs. Through Jesus, God did what is impossible for us to do on our own. He provided forgiveness, salvation, and eternal life.

KEY PASSAGE: Hebrews 11:6

BIG PICTURE QUESTION:

How can we be saved? We are only saved through faith in Jesus.