

# Unit 22: The Miracles of Jesus

**Unit Description:** During His earthly ministry, Jesus performed a number of amazing miracles. He calmed storms, healed sickness, fed multitudes, and more. Each miracle was done out of compassion for people, but also to prove that He is the Son of God.

**Big Picture Question:** Is Jesus God or a human? As the Son of God, Jesus is both fully God and fully human.



## **SESSION 1: Jesus Calmed a Storm**

Matthew 8; Mark 4; Luke 8



## **SESSION 2: Jesus Healed and Forgave**

Matthew 9; Mark 2; Luke 5



## **SESSION 3: Jesus Healed Sickness**

Matthew 9; Mark 5; Luke 8



## **SESSION 4: Jesus Fed Many People**

Matthew 15; Mark 8



## **SESSION 5: Jesus' Miracles Prove He Is God**

John 14



UNIT 22 | SESSION 4

## JESUS FED MANY PEOPLE

MATTHEW 15; MARK 8

**KEY PASSAGE:** **No one has ever seen God. The one and only Son, who is himself God and is at the Father's side, he has revealed him. John 1:18 CSB**

**BIG PICTURE QUESTION:**

Is Jesus God or a human? As the Son of God, Jesus is both fully God and fully human.

**CHRIST CONNECTION:**

By feeding the crowd, Jesus provided for the physical needs of the people. Later, Jesus called Himself the Bread of Life. (John 6:35) Only Jesus can satisfy our souls forever by providing forgiveness, peace with God, and eternal life.



**PREPARE**

**PRIOR TO TEACHING THE SESSION**



**THE WEEK PRIOR**

**PREPARE**

PREPARE YOUR HEART TO TEACH; PLAN THE SESSION



**10-15 MINUTES**

**WELCOME**

GREET KIDS AND OPEN THE SESSION



**25-30 MINUTES**

**LEARN**

TEACH KIDS THE STORY OF THE GOSPEL



**15-20 MINUTES**

**LOVE**

LEAD KIDS TO LOVE THE GOD OF THE GOSPEL



**15-20 MINUTES**

**LIVE**

LEAD KIDS TO LIVE OUT THE MISSION OF THE GOSPEL

## LEADER Bible Study

As you read of the miraculous multiplication of bread and fish in Matthew 15 pay attention to what captures your attention. What stands out most? Consider these astonishing observations: thousands of people had been following and listening to Jesus for three days with nothing to eat. The disciples doubted Jesus' ability to provide something substantial enough to meet the needs of this crowd. With seven loaves of bread and a few small fish, the disciples were able to feed a crowd of thousands. At the end of this simple meal, the people had food left over.

But one observation seems to showcase the heart of Christ in this story—He had compassion on the crowd. The hungry multitude had nothing to eat and would surely collapse on their journey home. From this compassionate heart, Jesus performed His miraculous works that not only satisfied their hunger, but produced an abundance of leftover food. Such is the heart of Christ, to show compassion, give generously, and seek to satisfy.

Jesus' miracle demonstrated both His power and His love. Just as He had power to multiply the loaves and the fish, so does He have power to save us from sin. And just as He displayed His love toward the crowd, so does He display His love toward sinners by

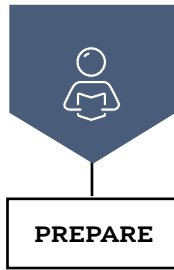
way of the cross. The Bread of Life gave His body to be broken so that our hungry souls would be satisfied and find life.

Through Jesus' miracle of feeding the crowd, we find the gospel message: set your heart to feast on Jesus and you will live. (John 6:51) Only in Christ will we find forgiveness, satisfaction, and life eternal. We can turn to Jesus and be reminded that in Him we have all we need.

As you study the miraculous works of Jesus, don't lose sight of the love of God on display through these acts. To know the works of Jesus is to know the tangible evidence of His unsurpassed love.

### EVENTS TO KNOW

**Jesus fed a crowd:** The Bible records two accounts of Jesus' feeding a crowd. Jesus fed 4,000 Gentiles (Matt. 15; Mark 8). He fed 5,000 Jews (Matt. 14; Mark 6; Luke 9; John 6).



PRIOR TO TEACHING THE SESSION

## GATHER Supplies

Keep a regular supply of the following items available at all times: Bibles, pens or pencils, markers, crayons, colored pencils, scissors, glue or tape, paper.



**WELCOME**

### Activity Page

- “Jesus Meets Our Needs” activity page

### Session Starter (Option 1)

- slice of bread

### Session Starter (Option 2)

- sticky notes, 4 per group



**LEARN**

### Introduce the Session

- countdown video

### Big Picture Question

- Big Picture Question Poster

### Review the Timeline

- Giant Timeline

### Tell the Bible Story

- “Jesus Fed Many People” video
- Bible Story Picture Poster

### Questions from Kids

- “Unit 22, Session 4” questions from kids video

### Missions Moment

- “A Moment of Vast Opportunity” missions video

### Key Passage Activity

- Key Passage Poster
- “No One (John 1:18)” song
- worship song of your choice (optional)
- beanbags, 1 per team



**LOVE**

### Review & Bible skills

- Small Group Timeline and Map Set
- world map



**LIVE**

### Activity Choice (Option 1)

- “North Africa Photos” printable
- sheets of poster board, 4
- dry erase board and marker (optional)

### Activity Choice (Option 2)

- cardstock, 1 per kid
- key rings, 1 per kid
- hole punch

### Journal and Prayer

- Journal Page
- “Satisfied in Jesus” activity page



## WELCOME Kids

Greet each kid as he or she arrives. Use this time to collect the offering, fill out attendance sheets, build relationships, and help new kids connect to your group.

**SAY** “If you had to eat the same lunch every day for the rest of your life, what would it be and why? Do you think this lunch would satisfy your hunger every day? Why or why not?”

### 1 ACTIVITY PAGE (5 minutes)

Invite kids to complete “Jesus Meets Our Needs” on the activity page.

**SAY** “We can trust Jesus to meet all of our needs, whether they are physical or spiritual. In our story, we will learn how Jesus had compassion on a hungry crowd and met their needs.”

### 2 SESSION STARTER (10 minutes)

#### OPTION 1: PASS THE BREAD



Lead kids to form a circle. Invite kids to go around the circle and tell the group what food makes them feel very full. Hold up a slice of bread and ask kids to tear off a piece and pass it around the circle. Once everyone has torn off a piece from the slice, if any part of the bread remains, pass it around again and tell kids to tear off another piece. Tell kids to not eat the bread.

**SAY** “Would the amount of bread you have satisfy you if you were really hungry? Why not? [Allow responses.] Can any of you multiply the bread so we have more? Why not? [Allow responses.] In our Bible story, we will learn how Jesus fed a crowd of people with only a few loaves of bread and some fish. Not only did Jesus multiply the food, but everyone had enough to satisfy them. Today, we will learn that Jesus has power to meet all of our needs.”

#### OPTION 2: BREAD OF LIFE

Before the session, write the following descriptions on four pieces of paper and tape them to a wall: Hunger No More, Jesus’ Broken Body, Gives Life to the World, and Live Forever. Form kids into groups of three or four and provide each group with a Bible and four sticky notes.

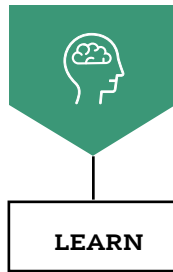
Lead each group to write down the following Bible verses on their sticky notes: Luke 22:19; John 6:33; John 6:58; and Revelation 7:16-17. Direct groups to look up and read each verse. Then lead groups to place their sticky notes on the correct paper taped to the wall. Review the correct answers after all groups have finished.

**SAY** “In our Bible story, we will learn that Jesus performed a miracle to feed a hungry crowd. Jesus multiplied seven loaves of bread to make enough to feed over four thousand people. Later, Jesus called Himself the Bread of Life. The Bible verses we read remind us that Jesus is the Bread of Life because through His death and resurrection, we find life. And through Him, we will be satisfied forever.”

Transition from **WELCOME** to **LEARN**







## THE STORY OF THE GOSPEL

# INTRODUCE the Bible Story

### 1 INTRODUCE THE SESSION (3 minutes)

Show the countdown video as you transition to introduce the Bible story. Set it to end as the session begins.

**SAY** “ Hello, everyone! My name is [your name]. Today, I am excited to share about another miracle of Jesus. Each of Jesus’ miracles was done out of compassion for people, but also to prove that Jesus is the Son of God. Today, we will learn how Jesus took a little food and multiplied it to feed thousands.

If you brought a Bible, take it out. [Distribute Bibles to kids who need one.] Our Bible story can be found in the Gospel books of Matthew and Mark. Let’s turn to the book of Matthew together. [Guide kids to Matthew.] ”

### 2 BIG PICTURE QUESTION (1 minute)

**SAY** “ Once again our Bible story teaches us about a miracle only the Son of God could do. Knowing Jesus is the Son of God helps us answer our big picture question. **Is Jesus God or a human?** What is the answer we have learned? [Allow responses.] **As the Son of God, Jesus is both fully God and fully human.** Let’s say that question and answer together. [Allow responses.] **Is Jesus God or a human? As the Son of God, Jesus is both fully God and fully human.** ”

### 3 REVIEW THE TIMELINE (1 minute)

Show the giant timeline. Point to individual Bible stories as you review.

**SAY** “ Who remembers some of the miracles we have studied over the last couple of weeks? [Allow responses.] We learned that Jesus calmed a storm, healed a man who could not walk, healed a sick woman, and brought a little girl back to life. Jesus consistently showed He was more than a good teacher or a good man. His power and authority proves He is the Son of God. Today, Jesus performs another miracle and reminds us that He has power to care for all of our needs. ”



## THE STORY OF THE GOSPEL

### **LEARN** the Bible Story

#### **1 TELL THE BIBLE STORY: VIDEO OR STORYTELLER** (10 minutes)

Open your Bible to Matthew 15; Mark 8. Use the Bible storytelling tips to help you tell the story, or show the Bible story video “Jesus Fed Many People.” Use the bold text to retell or review the story.

#### **JESUS FED MANY PEOPLE**

“ Jesus had been traveling with His disciples in an area where Gentiles—or non-Jews—lived. He healed people and taught people about God. **Jesus looked at a large crowd of people and had compassion on them. They had been with Jesus for three days, and some had come a long distance to meet Him. They had nothing to eat.**

Jesus told His disciples, “If I send them home, they will collapse on their way.”

The disciples said, “We are not near a city. **Where can we get enough bread to feed them?**”

Jesus asked, “**How many loaves of bread do you have?**”

The disciples answered, “**Seven.**”

Jesus told all the people to sit down. He **took the seven loaves, gave thanks to God, and broke the bread into pieces.** He gave the bread to His disciples to serve to the crowd. **The disciples also had a few small fish, so Jesus blessed the fish and served them too.**

**Everyone ate and was satisfied. The disciples collected seven baskets full of leftover pieces. Jesus told the crowd—four thousand men plus women and children—to go home.** Then Jesus and His disciples got into a boat and left that place.

Christ Connection: By feeding the crowd, Jesus provided for the physical needs of the people. Later, Jesus called Himself the Bread of Life. (John 6:35) Only Jesus can satisfy our souls forever by providing forgiveness, peace with God, and eternal life. ”

#### **STORYTELLING TIPS**

**Sculpt it:** Provide kids with a small lump of play dough. Invite them to form a fish using the play dough while you tell the story.

**Break bread:** Display a loaf of bread. Break the bread when you tell how Jesus broke the bread into pieces. Remind kids that Jesus, the Bread of Life, had His body broken for our sins.



## THE STORY OF THE GOSPEL

### 2 REVIEW THE BIBLE STORY

**SAY** “ People came from far away to witness Jesus’ miracles and hear His teaching. The crowd stayed with Him for three days and grew hungry and tired. How did Jesus show compassion on the crowd? [Allow responses.] Jesus fed them. He chose to meet a physical need to demonstrate His care and love for them. Did you know that God cares about your physical needs? He cares so much for you and wants you to trust Him at all times.

How much food was available to feed the large crowd? Look at Mark 8:5-7. [Choose a volunteer to read aloud Mark 8:5-7.] Jesus took the seven loaves of bread and a few fish and multiplied them to feed over four thousand people. And we learn that the people ate and were satisfied. Jesus didn’t just give them a little tasting of food. He gave them a complete meal. When we trust in Jesus, we are made complete and satisfied in Him. Nothing in this world can satisfy us like Jesus.

How much was left over after the people ate? Look at Mark 8:8. [Choose a volunteer to read aloud Mark 8:8.] Jesus multiplied the food so that every one had full bellies and there were seven baskets full of leftover food. But it isn’t food that is able to make us complete or without sin. Only trusting in Jesus as our Savior will make us complete and take away the guilt of sin in our lives. Through Jesus, we are able to have eternal life and one day be made perfect like Him. ”

### 3 CHRIST CONNECTION

**SAY** “ By feeding the crowd, Jesus provided for the physical needs of the people. Later, Jesus called Himself the Bread of Life. (John 6:35) Only Jesus can satisfy our souls forever by providing forgiveness, peace with God, and eternal life. ”

(Tip: Use Scripture and the Gospel Plan Poster to explain how to become a Christian. Make sure kids know when and where they can ask questions.)

### 4 QUESTIONS FROM KIDS (3 minutes)

Show the “Unit 22, Session 4” questions from kids video. Prompt kids to discuss:

1. If God takes care of us, why are there people who are homeless?
2. How can we show others what God is like by caring for their needs?

### 5 MISSIONS MOMENT (3 minutes)

**SAY** “ Only one percent of the people living in North Africa and the Middle East are Christians. It is important for believers to tell the people in this area about Jesus so the 481 million people living there can hear that Jesus loves them and gave His life for them. ”

Play the missions video. Remind the kids that Henderson Hills Baptist Church in Oklahoma wanted to help more people in North Africa and the Middle East know about God’s Son, Jesus. Tell kids that Mike, the missions pastor at the church, has led their church to help people from this area who have moved to Europe. Explain that since starting the work in Europe,





## THE STORY OF THE GOSPEL

the church has sent multiple mission teams each year to Northern Africa. Tell kids that they focus on building relationships with the people, prayerwalking, and meeting the needs of the communities.

Pray that God will call more churches to join the work to reach people living in North Africa and the Middle East. Pray that the barriers to hear about Jesus will be decreased.

### 6 KEY PASSAGE ACTIVITY (5 minutes)

Before the session, write the words of the key passage on individual pieces of paper. Use painter's tape to tape the papers to the floor. Create two sets. Show the key passage poster. Lead kids in reading aloud John 1:18 together.

**SAY** “ Even though we have never seen God with our own eyes, we can see Him through the actions and character of Jesus. God loves us and sent Jesus to meet our greatest need—forgiveness of sin. ”

Form the kids into two teams and give each team a beanbag. One at a time, challenge teams to toss a beanbag on each word of the key passage in order. Lead teams to choose a kid to throw the beanbag on the first word. Once the beanbag lands on the first word, kids will pass the beanbag to the next teammate and she will toss the beanbag on the second word. Continue until a team is the first to finish.

Lead kids to sing “No One (John 1:18).” You may also choose to sing a worship song of your choice.

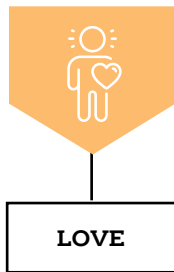
### 7 PRAY (2 minutes)

Invite kids to pray before transitioning to Love.

**SAY** “ Dear God, please help us to not satisfy our hearts with earthly things. Please give us faith to trust that only You can satisfy us forever. Thank You for Jesus and the forgiveness we have through Him. Amen. ”

Transition from **LEARN** to **LOVE**





## THE GOD OF THE GOSPEL

### **LOVE** God by Applying the Story

#### **1 REVIEW & BIBLE SKILLS** (5 minutes)

Distribute Bibles and display the New Testament Israel Map. Guide kids to open their Bibles to Matthew 15. Explain that Jesus had been traveling with His disciples in an area where Gentiles—or non-Jews—lived. Remind kids that Jesus came to seek and save all people.

Consider comparing the New Testament Israel Map to a modern-day map to help kids understand where these stories took place. Point out Sea of Galilee (D6) on the New Testament Israel Map. Remind kids that Jesus fed the crowd near the Sea of Galilee. (Tip: Locate the areas in and around modern-day Sea of Galilee.) Choose a volunteer to read aloud Matthew 15:36.

**SAY** “ Jesus gave thanks to God and broke the food. Through the breaking of the bread and the fish, Jesus multiplied the food to bless the many and meet their needs. When Jesus died on the cross, His body was broken to bless many and meet our greatest need—forgiveness of sin. Jesus satisfied God’s wrath over our sin so that we could be forgiven. In Jesus, we are blessed with forgiveness, peace with God, and eternal life. ”

#### **2 GROUP DISCUSSION** (10 minutes)

Ask the following questions. Lead the group to discuss.

**SAY** “ What is the difference in God meeting our wants versus our needs? ”

Tell kids that there are many good things we may want, but they may not be what God knows is best for us. Remind kids that God has not promised to answer our every request for what we may want, but that He has promised to meet our needs. Explain that our needs will always be rooted in Jesus because only He is what will satisfy our hearts.

(Option: Choose a volunteer to read Phil. 4:19.)

**SAY** “ What do you need to trust God with this week? ”

Answers will vary. Encourage kids to remember that whether they are worried, scared, or confused, they can trust God. Explain that God is always with them and that He cares for them.

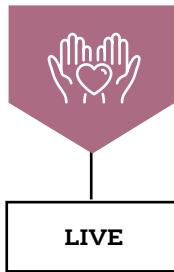
(Option: Choose a volunteer to read Ps. 28:7.)

**SAY** “ Jesus showed compassion on the crowd. How has Jesus shown you compassion? ”

Answers will vary. Remind kids that the greatest way Jesus has shown compassion and love toward us is through the cross. Explain that Jesus shows us compassion daily when He meets our needs.

(Option: Choose a volunteer to read Ex. 34:6.)





## THE MISSION OF THE GOSPEL

### LIVE the Mission

#### 1 ACTIVITY CHOICE (10 minutes)

##### OPTION 1: PRAYER BOARDS



Display the “North Africa Photos” to the kids as you remind kids that very few Christians live in North Africa. Discuss what is seen in the area as you display the photos.

Form kids into four groups and provide each group with a photo. Distribute a piece of poster board to each group. Lead kids to tape or staple their picture to the poster board. Invite kids to decorate the poster board using markers. Lead kids to write short messages such as *Pray for North Africa*, *Pray for missionaries and people in churches telling others about Jesus*, *Pray for more believers to tell people about Jesus*, and *Pray for more churches to be started*. (Tip: For younger kids, write the prayer prompts on a dry erase board for them to copy.)

**SAY** “ God loves and cares for the people of North Africa. When we pray for North Africans, we are joining God in His desire for all people to know and love Him. We can display these posters to help us remember to pray for the people of North Africa. ”

##### OPTION 2: LUNCHBOX TAGS

Provide each kid with a piece of cardstock, a hole punch, a key ring, scissors, and markers. Lead kids to cut out four small 3x3 inch squares from their cardstock. Invite kids to look up Joshua 1:9; Psalm 23:1; Psalm 86:15; and 1 Peter 5:7. Lead kids to write down each Bible verse on the squares.

Punch a hole in each upper left corner of the squares and loop the squares onto the key ring. Encourage kids to place the key ring on their lunch boxes or backpacks for school. Or if homeschooled, invite the kids to place the key ring on a bag they use often.

**SAY** “ These key rings can serve as a reminder of how much God cares for you and how He is with you to meet your needs. Just as we eat food to meet a physical need, only Jesus can satisfy our need to be forgiven and made right with God. ”

#### 2 JOURNAL AND PRAYER (5 minutes)

Distribute journal pages and pencils. Guide kids to think about and answer the questions listed on the page. As kids journal, invite them to share their ideas.

- What does this story teach me about God or the gospel?
- What does the story teach me about myself?
- Are there any commands in this story to obey? How are they for God’s glory and my good?
- Are there promises in this story to remember? How do they help me trust and love God?
- How does this story help me to live on mission better?

Review the gospel and encourage kids to speak with you or another teacher if they have questions. Then pray, thanking God for meeting our greatest need by sending Jesus to die for our sin. As time allows, lead kids to complete “Satisfied in Jesus” on the activity page.



JOURNAL PAGE

1. What does this story teach me about God or the gospel?
2. What does this story teach me about myself?
3. Are there any commands in this story to obey? How are they for God's glory and my good?
4. Are there any promises in this story to remember? How do they help me trust and love God?
5. How does this story help me to live on mission better?



Unit 22 • Session 4

## JESUS FED MANY PEOPLE

Matthew 15; Mark 8

### **IS JESUS GOD OR A HUMAN? AS THE SON OF GOD, JESUS IS BOTH FULLY GOD AND FULLY HUMAN.**

Jesus had been traveling with His disciples in an area where Gentiles—or non-Jews—lived. Jesus looked at a large crowd of people and had compassion on them. They had been with Jesus for three days, and some had come a long distance to meet Him. They had nothing to eat.

Jesus told His disciples, “If I send them home, they will collapse on their way.”

The disciples said, “Where can we get enough bread to feed them?”

Jesus asked, “How many loaves of bread do you have?”

The disciples answered, “Seven.”

Jesus took the seven loaves, gave thanks to God, and broke the bread into pieces. The disciples also had a few small fish, so Jesus blessed the fish and served them too.




Everyone ate and was satisfied. The disciples collected seven baskets full of leftover pieces. Jesus told the crowd—four thousand men plus women and children—to go home.

**Christ Connection:** By feeding the crowd, Jesus provided for the physical needs of the people. Later, Jesus called Himself the Bread of Life. (John 6:35) Only Jesus can satisfy our souls forever by providing forgiveness, peace with God, and eternal life.

FOLD



**Jesus Meets Our Needs** | Draw a circle around the pictures that show physical needs Jesus meets.  
 Draw a square around the pictures that show spiritual needs Jesus meets.



**Satisfied in Jesus** | Jesus is the Bread of Life because only He can satisfy us.  
 Look up each Bible verse and match it to its correct description.





NAME: \_\_\_\_\_



## Jesus Fed Many People

### BIBLE STORY SUMMARY:

- Jesus traveled and taught in an area where Gentiles lived. The large crowd of people had been with Jesus for three days and had nothing to eat.
- Jesus asked the disciples how many loaves of bread they had. The disciples only had seven loaves of bread and a few small fish.
- Jesus broke the bread, gave thanks to God, and fed everyone. The disciples collected seven baskets full of leftover food.

### CHRIST CONNECTION:

By feeding the crowd, Jesus provided for the physical needs of the people. Later, Jesus called Himself the Bread of Life. (John 6:35) Only Jesus can satisfy our souls forever by providing forgiveness, peace with God, and eternal life.

**KEY PASSAGE:** John 1:18

### BIG PICTURE QUESTION:

Is Jesus God or a human? As the Son of God, Jesus is both fully God and fully human.