

# Unit 22: The Miracles of Jesus

**Unit Description:** During His earthly ministry, Jesus performed a number of amazing miracles. He calmed storms, healed sickness, fed multitudes, and more. Each miracle was done out of compassion for people, but also to prove that He is the Son of God.

**Big Picture Question:** Is Jesus God or a human? As the Son of God, Jesus is both fully God and fully human.



## **SESSION 1: Jesus Calmed a Storm**

Matthew 8; Mark 4; Luke 8



## **SESSION 2: Jesus Healed and Forgave**

Matthew 9; Mark 2; Luke 5



## **SESSION 3: Jesus Healed Sickness**

Matthew 9; Mark 5; Luke 8




## **SESSION 4: Jesus Fed Many People**

Matthew 15; Mark 8



## **SESSION 5: Jesus' Miracles Prove He Is God**

John 14



UNIT 22 | SESSION 5

## JESUS' MIRACLES PROVE HE IS GOD

JOHN 14

**KEY PASSAGE:** **No one has ever seen God. The one and only Son, who is himself God and is at the Father's side, he has revealed him. John 1:18 CSB**

**BIG PICTURE QUESTION:**

Is Jesus God or a human? As the Son of God, Jesus is both fully God and fully human.

**CHRIST CONNECTION:**

God has always existed as three Persons—Father, Son, and Holy Spirit. The Father sent the Son to rescue us from sin. He gives us the Holy Spirit to comfort us, show us our sins, and guide us as we live for God's glory.



PRIOR TO TEACHING THE SESSION



## LEADER Bible Study

When we study the miraculous works of Jesus—Jesus’ calming a storm, healing sickness, multiplying food, walking on water, turning water into wine, helping blind people see, or any of the other miracles that Jesus performed—it’s possible to miss the larger story being told and the purpose of these encounters. Like standing too close to a painting, our view of the larger picture becomes obscure, and we can lose sight of its grandeur. While details are important, Jesus’ miracles reveal a glorious truth about who He is—God in flesh.

John 14 provides us with one of many reasons to keep a broader focus as we study Jesus’ miracles. In preparation for His death, resurrection, and ascension, Jesus offered words of comfort and encouragement to His disciples. Soon He would no longer be visible to them with their eyes or available to reach out and touch. Yet, Jesus calls them to see with eyes of faith as He urges them to “Believe in God; believe also in [him].” (John 14:1).

As the disciples grappled with where Jesus is going, Jesus underscored His oneness with the Father and that He alone is the way to the Father. He patiently reminds the disciples of the authority of His words and the miraculous works He performed—all of which prove He is God. It was a grace for the

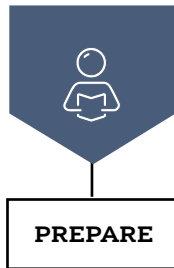
disciples to behold the works of Jesus and be able to look back and remember what their eyes had seen and their ears had heard when Jesus walked among them.

When they faced times of turmoil, they could recall Jesus calming the storm and believe. When they were hungry, they could remember Jesus feeding the crowd and believe. Not only were the words and works of Jesus evidence of His divinity during His time on earth, they were also a means to persevere in their faith after He went to heaven.

As you focus on the works of Jesus, consider their true purpose. Jesus’ miracles give us a picture of who He is and the hope of life with Him in His kingdom. As we read of Jesus’ miracles and grow in knowledge of Him, we can ask God to deepen our faith and love for Him. And when we seek to view the big picture of the Bible, we come to better understand the miraculous works of a God who gave His only Son to save sinners.

**DOCTRINE TO KNOW**

**Jesus’ deity: Jesus is fully divine and fully human. Jesus possesses attributes that God alone possesses, performs works that only God performs, and claims to be the Son of God.**



PRIOR TO TEACHING THE SESSION

## GATHER Supplies

Keep a regular supply of the following items available at all times: Bibles, pens or pencils, markers, crayons, colored pencils, scissors, glue or tape, paper.



WELCOME

### Activity Page

- “Jesus’ Miracles” activity page

### Session Starter (Option 2)

- index cards, 1 per kid



LEARN

### Introduce the Session

- countdown video

### Big Picture Question

- Big Picture Question Poster

### Review the Timeline

- Giant Timeline

### Tell the Bible Story

- “Jesus’ Miracles Prove He Is God” video
- Bible Story Picture Poster

### Questions from Kids

- “Unit 22, Session 5” questions from kids video

### Key Passage Activity

- Key Passage Poster
- “No One (John 1:18)” song
- worship song of your choice (optional)
- timer



LOVE

### Review & Bible skills

- Small Group Timeline and Map Set
- world map



LIVE

### Activity Choice (Option 1)

- radio

### Activity Choice (Option 2)

- Big Picture Question Poster
- brown craft paper

### Journal and Prayer

- Journal Page
- “Three in One” activity page



## WELCOME Kids

Greet each kid as he or she arrives. Use this time to collect the offering, fill out attendance sheets, build relationships, and help new kids connect to your group.

**SAY** “When was a time you felt confused or needed comfort? What made you feel better? Were there any words that a parent or friend said that gave you comfort?”

### 1 ACTIVITY PAGE (5 minutes)

Invite kids to complete “Jesus’ Miracles” on the activity page.

**SAY** “We have read about many of Jesus’ miracles. All of Jesus’ miracles prove He is God. Today, we will learn that Jesus told His disciples He was going back to heaven, but He encouraged them to believe in Him because of the miracles He had done.”

### 2 SESSION STARTER (10 minutes)

#### OPTION 1: MIRACLE REVIEW



Form kids into four groups. Assign each group one of Jesus’ miracles they have learned over the past few weeks. Direct each group to review the miracle and then work together to create a skit about the miracle. Allow a few minutes for each group to organize their skit. Then invite each group to perform their skit for everyone. Give the kids watching the skit an opportunity to guess which miracle the skit was about.

**SAY** “Jesus performed more miracles during His time on earth than the Bible records. Every miracle in the Bible was made possible through the three persons of God— Father, Son, and Holy Spirit. Today, we will learn that Jesus has always existed and through His earthly life and miracles, we are able to see what God is like.”

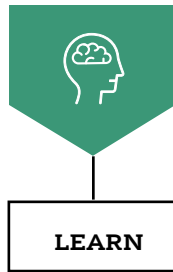
#### OPTION 2: PROOF OF SKILL

Provide each kid with an index card. Challenge kids to think of a skill they might have and write the skill on the card. Tell kids that it does have to be a skill they could demonstrate such as making a paper airplane, naming the books of the New Testament, or doing a cartwheel. After they write their skill on the card, take up the cards and mix them up. Read aloud each skill one at a time and invite the kids to guess who can perform that skill. When a kid guesses correctly, invite that kid to demonstrate his skill for the class.

**SAY** “Your skills were impressive! Now, imagine you saw Jesus perform a miracle that we have learned about. Do you think the miracle would prove Jesus is God? [Allow responses.] Yes! Only God can perform miracles. Today, we will learn that Jesus wanted His disciples to remember the miracles He performed and believe in Him.”

Transition from **WELCOME** to **LEARN**





## THE STORY OF THE GOSPEL

# INTRODUCE the Bible Story

### 1 INTRODUCE THE SESSION (3 minutes)

Show the countdown video as you transition to introduce the Bible story. Set it to end as the session begins.

**SAY** “ Hi, kids! My name is [your name], and I am so glad you are here today! If you brought a Bible, please take it out and turn to the Gospel of John. [Distribute Bibles to kids who need one.] One truth that John wants us to remember is that Jesus has always existed. In fact, John’s first words in John 1:1 teach us this truth.

**As the Son of God, Jesus is both fully God and fully human.** But before Jesus came to earth and became a man, He existed eternally as the second Person of God. Today’s Bible story will help us learn that Jesus was sent to earth to save us from our sins, and that His miracles were proof that He is God eternal. ”

### 2 BIG PICTURE QUESTION (1 minute)

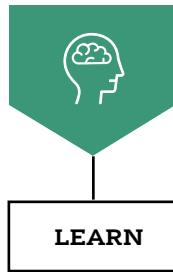
**SAY** “ This is our last week reviewing our big picture question and answer. Let’s say it together: **Is Jesus God or a human? As the Son of God, Jesus is both fully God and fully human.**

Can anyone give me some examples of Jesus’ humanity? [Allow responses.] Can anyone give me some examples of how Jesus showed He is God? [Allow responses.] Jesus has always existed but became a man when God the Father sent Him to earth to live a perfect life in our place, die for our sins, and rise again. Jesus had human flesh, grew tired and hungry, felt human emotions, and experienced pain and death. But Jesus was also fully God and performed miracles, forgave sin, taught with authority, knew what people were thinking, and rose from the dead. ”

### 3 REVIEW THE TIMELINE (1 minute)

Show the giant timeline. Point to individual Bible stories as you review.

**SAY** “ Each time Jesus performed a miracle, He helped people. He saved His disciples from a storm. He made a lame man walk again. He brought a dead girl to life. Jesus’ miracles remind us of His power to heal what is broken. But they also point to the ultimate miracle Jesus came to earth to complete: Jesus came to save us from sin and rose again from death. Today, our Bible story teaches us that Jesus helped His disciples learn that Jesus wanted them to believe in Him so they could live with Him forever. ”



## THE STORY OF THE GOSPEL

# LEARN the Bible Story

### 1 TELL THE BIBLE STORY: VIDEO OR STORYTELLER (10 minutes)

Open your Bible to John 14. Use the Bible storytelling tips to help you tell the story, or show the Bible story video “Jesus’ Miracles Prove He Is God.” Use the bold text to retell or review the story.

#### JESUS’ MIRACLES PROVE HE IS GOD

“Jesus’ disciples were worried. Jesus had met with them, washing their feet and telling them that one of them—Judas—would betray Him. He said Peter would deny Him. He told them that He was going away, and they couldn’t come with Him.

The time was coming for Jesus to accomplish what He had come to earth to do: **Jesus was going to die on the cross to rescue sinners. Then He was going back to heaven. Jesus’ disciples were confused, so Jesus comforted them and taught them some very important truths.**

“Don’t let your heart be troubled,” Jesus said. “Believe in God, and believe in Me.” Jesus was going away, but that was for their good. Jesus said that God’s house has many rooms, and He was going to go away and get a place ready for His followers. “Then,” Jesus said, “I will come back so you can come with Me.”

Jesus’ disciples didn’t understand. Jesus said, “I am the way, the truth, and the life. No one comes to the Father except through Me. If you know Me, you will also know My Father. You know the Father because You know Me.”

Philip said, “Lord, show us the Father. That’s all we need.”

“Why do you say that?” Jesus asked. “You have seen Me, so you have seen the Father. Don’t you believe that I am in the Father and the Father is in Me?” Jesus said that His words were from God the Father. “Believe My words,” Jesus said. “Believe because of the miracles I have done!” Jesus’ miracles prove He is God. He had healed the sick, raised the dead, and calmed a storm—all things that only God can do. Jesus did these things to show that He is God the Son.

Christ Connection: God has always existed as three Persons—Father, Son, and Holy Spirit. The Father sent the Son to rescue us from sin. He gives us the Holy Spirit to comfort us, show us our sins, and guide us as we live for God’s glory. ”

#### STORYTELLING TIPS

**Count it:** Encourage kids to listen closely for the word “believe” and count how many times it is said during the Bible story.

**Make motions:** Encourage kids to create motions for John 14:6. Invite kids to share their motions after the Bible story.



## THE STORY OF THE GOSPEL

### 2 REVIEW THE BIBLE STORY

**SAY** “ Jesus was preparing His disciples for His upcoming crucifixion. Soon He was going back to heaven, where He had come from. Like a good friend, Jesus wanted to give them words of comfort and encouragement for the hard days ahead.

What did Jesus tell His disciples to do? Look at John 14:1. [**Choose a volunteer to read aloud John 14:1.**] Jesus told them to believe in Him! He promised that His Father’s house had rooms prepared for them and they would be with Jesus again.

But the disciples didn’t understand the way to where Jesus was going. What did Jesus say was the way? Look at John 14:6. [**Choose volunteers to read John 14:6.**] Jesus said He is the way, the truth, and the life. Only faith in Jesus can bring us to God.

Jesus told His disciples that because they had seen Him, they had seen the Father. How did Jesus say His disciples could know He is God? [**Allow responses.**] Jesus told them to trust His words and remember all the miracles He did during His time on earth. Only God could calm a storm, heal the sick, and raise people from the dead. Jesus’ power displayed through His miracles is the same power that takes away our sin through His death and resurrection. When we place our faith in Jesus, we are able to come to God and live with Jesus forever. ”

### 3 CHRIST CONNECTION

**SAY** “ God has always existed as three Persons—Father, Son, and Holy Spirit. The Father sent the Son to rescue us from sin. He gives us the Holy Spirit to comfort us, show us our sins, and guide us as we live for God’s glory. ”

(Tip: Use Scripture and the Gospel Plan Poster to explain how to become a Christian. Make sure kids know when and where they can ask questions.)

### 4 QUESTIONS FROM KIDS (3 minutes)

Show the “Unit 22, Session 5” questions from kids video. Prompt kids to discuss:

1. How is God three Persons?
2. Why are all three Persons of the Trinity important in our lives?

### 5 MISSIONS MOMENT (3 minutes)

Remind kids that many governments in North Africa and the Middle East make it difficult to share Jesus with the people living there. Tell kids that radio programs and internet apps have become a way for people in these countries to learn about Jesus.

**SAY** “ Ibrahim (name changed) wants to share the hope of the gospel with people of North Africa and the Middle East. Ibrahim was led to trust in Jesus by a national believer and now records radio programs that share the good news of Jesus. Ibrahim is passionate about translating the Bible so





## THE STORY OF THE GOSPEL

| people can hear the gospel in their own language. ”

Tell kids that because of the work of Ibrahim and others, Yahiya (name changed) heard the radio program about Jesus in his own language and wanted to know more about Him. Explain that Yahiya’s questions were answered and he trusted in Jesus. Tell kids that Yahiya now studies the Bible through an app.

Pray that others will hear the radio programs in their own language and believe in Jesus. Ask God to help Ibrahim and Yahiya continue to share Jesus with others.

### 6 KEY PASSAGE ACTIVITY (5 minutes)

Show the key passage poster. Lead kids in reading aloud John 1:18 together.

| **SAY** “ Jesus reminded His disciples that if they had seen Him, they had seen the Father. Our key passage also reminds us of this same truth. ”

Form kids into two lines and direct each line of kids to face one another. Lead the first kids in one line to say one word of the key passage, then direct the next kid to say the next word, and so on. Start again at the front of the line if more words of the key passage remain after the last kid in line has said her word. Then lead the second line to say the key passage as well. Time each line to see which team can say the key passage the fastest. Repeat as time allows.

Lead kids to sing “No One (John 1:18).” You may also choose to sing a worship song of your choice.

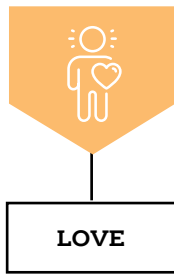
### 7 PRAY (2 minutes)

Invite kids to pray before transitioning to Love.

| **SAY** “ God, thank You for sending Jesus to rescue us from our sin. Help us see that Jesus alone is the way, the truth, and the life. Thank You for the Holy Spirit who convicts us of sin and guides our lives in truth. Amen. ”

Transition from **LEARN** to **LOVE**





## THE GOD OF THE GOSPEL

# LOVE God by Applying the Story

### 1 REVIEW & BIBLE SKILLS (5 minutes)

Distribute Bibles and display the New Testament Israel Map. Guide kids to open their Bibles to John 14. Explain that Jesus' disciple, John, wrote the Gospel of John. Tell kids that while John did not fully understand Jesus' teachings at first, he later confidently believed in everything Jesus said and did to the point of being exiled for his faith. Remind kids that John wrote five of the New Testament books: John; 1,2,3 John; and Revelation.

Consider comparing the New Testament Israel Map to a modern-day map to help kids understand where these stories took place. (Tip: Locate the areas in and around modern-day Jerusalem [H5].) Choose a volunteer to read aloud John 14:1-4.

**SAY** “ Jesus told His disciples that though He was going away, they knew the way to where He would be. They didn’t need a road map or to work their way to Jesus. All they needed to do was believe in Jesus. He had come to show the world that He is God sent to save sinners.

We can trust in Jesus’ words and confidently hope that He will come again. One day, all who believe in Him will live with Him forever. Like Jesus’ disciples, we can believe that Jesus is the way, the truth, and the life. ”

### 2 GROUP DISCUSSION (10 minutes)

Ask the following questions. Lead the group to discuss.

**SAY** “ Why were the disciples troubled? ”

Tell kids that Jesus told them He was going away. Explain that Jesus had prophesied His crucifixion many times, but the disciples still did not understand. Encourage kids that like the disciples, we do not need to fear troubling times because Jesus is with us through His Spirit and is preparing a place for us to live with Him forever.

(Option: Choose a volunteer to read John 13:36.)

**SAY** “ How would you explain to someone that Jesus is God? ”

Answers will vary. Prompt kids to discuss how Jesus’ teachings and miracles affirmed He is God. Lead kids to think about Jesus’ eternalness, authority, miracle birth, sinlessness, and His death and resurrection.

(Option: Choose a volunteer to read John 14:10-11.)

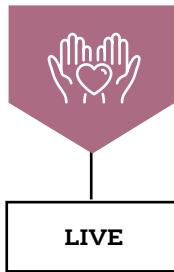
**SAY** “ What would you say to someone who thinks there is more than one way to God? ”

Lead kids to remember that God’s Word teaches there is only one way to God—through faith in Jesus. Help kids understand that many belief systems or worldviews think the way to God is by works. Remind kids that only Jesus is perfect and that our sin separates us from God. Tell kids that Jesus died for our sins and that only faith in Him takes away our sin.

(Option: Choose a volunteer to read John 14:6.)

Transition from **LOVE** to **LIVE**





## THE MISSION OF THE GOSPEL

### LIVE the Mission

#### 1 ACTIVITY CHOICE (10 minutes)

##### OPTION 1: RADIO MESSAGE



Display a radio and flip through the various AM stations. Remind kids that many people in North Africa and the Middle East might only have access to the gospel through radio programs. Discuss what these programs might share about Jesus, the Bible, and how to become a Christian.

Form kids into three or four groups. Direct each group to think about what they might tell people in North Africa and the Middle East if they had a radio program. Allow a few minutes for each group to practice what they would say. Then invite each group to announce their program to the rest of the group.

**SAY** “ We can give thanks to God for all the different ways He works to make Jesus known to people around the world. Jesus came to save people from every tribe, nation, and tongue. Let’s continue to ask God to use radio programs to tell others about Jesus.”

##### OPTION 2: I AM MURAL



Before the session, tape a large sheet of brown craft paper to a wall. Create seven divisions or columns on the paper. At the top of the paper write I AM.

Form kids into seven groups and provide each group with Bibles and markers. Assign each group one of the following Bible verses: John 6:35; John 8:12; John 10:7,9; John 11:25; John 14:6; John 15:1,5. Direct each group to look up and read their Bible verse. Then invite groups to choose a section of the mural, write the I AM statement in it, and draw a picture illustrating the statement.

**SAY** “ In the book of John, Jesus said seven ‘I am’ statements. The religious leaders and others familiar with God’s Word would have understood that using these words meant Jesus declared Himself God. In the Old Testament, the Lord called Himself I AM to Moses as a way to know He alone is God. Jesus’ ‘I am’ statements describe both God’s character and saving actions.”

#### 2 JOURNAL AND PRAYER (5 minutes)

Distribute journal pages and pencils. Guide kids to think about and answer the questions listed on the page. As kids journal, invite them to share their ideas.

- What does this story teach me about God or the gospel?
- What does the story teach me about myself?
- Are there any commands in this story to obey? How are they for God’s glory and my good?
- Are there promises in this story to remember? How do they help me trust and love God?
- How does this story help me to live on mission better?

Review the gospel and encourage kids to speak with you or another teacher if they have questions. Then pray, thanking God for sending Jesus to reveal to us what He is like and to save us from sin. As time allows, lead kids to complete “Three in One” on the activity page.



JOURNAL PAGE

1. What does this story teach me about God or the gospel?
2. What does this story teach me about myself?
3. Are there any commands in this story to obey? How are they for God's glory and my good?
4. Are there any promises in this story to remember? How do they help me trust and love God?
5. How does this story help me to live on mission better?



Unit 22 • Session 5

## JESUS' MIRACLES PROVE HE IS GOD

John 14

### **IS JESUS GOD OR A HUMAN? AS THE SON OF GOD, JESUS IS BOTH FULLY GOD AND FULLY HUMAN.**

Jesus' disciples were worried. Jesus had met with them, washing their feet and telling them that one of them—Judas—would betray Him. He said Peter would deny Him. He told them that He was going away.

Jesus was going to die on the cross to rescue sinners. Then He was going back to heaven. Jesus' disciples were confused, so Jesus comforted them.

"Don't let your heart be troubled," Jesus said. "Believe in God, and believe in Me." Jesus was going away, but that was for their good. "Then," Jesus said, "I will come back so you can come with Me."

Jesus' disciples didn't understand. Jesus said, "I am the way, the truth, and the life. No one comes to the Father except through Me. If you know Me, you will also know My Father. You know the Father because You know Me."


Philip said, "Lord, show us the Father.

"You have seen Me, so you have seen the Father. Don't you believe that I am in the Father and the Father is in Me? Believe My words," Jesus said. "Believe because of the miracles I have done!" Jesus' miracles prove He is God. He had healed the sick, raised the dead, and calmed a storm—all things that only God can do. Jesus did these things to show that He is God the Son.

**Christ Connection:** God has always existed as three Persons—Father, Son, and Holy Spirit. The Father sent the Son to rescue us from sin. He gives us the Holy Spirit to comfort us, show us our sins, and guide us as we live for God's glory.

FOLD

**Jesus' Miracles** | Jesus' miracles prove He is God. Look at each picture and write a short summary of the miracle Jesus performed. (Hint: Look up Matthew 8:23-27; Matthew 9:18-19,23-26; Matthew 9:1-8; Matthew 9:20-22)




---



---



---





---



---



---




---



---



---




---



---



---

**Three in One** | God has always existed as three Persons—Father, Son, and Holy Spirit. Circle the statements that are true about God. Use the Bible references to help you.

**Jesus made all things**

(John 1:1-3)

**Jesus and the Father are not one**

(John 10:30)

**The Holy Spirit was not present at creation**

(Genesis 1:1-3)

**Disciples are made in the name of the Father, the Son, and the Holy Spirit**

(Matthew 28:19)

**Jesus is the only mediator between God and man**

(1 Timothy 2:5)

**Jesus sent the Holy Spirit from the Father to testify about Jesus**

(John 15:26)



**NAME:**



## **Jesus' Miracles Prove He Is God**

### **BIBLE STORY SUMMARY:**

- Jesus' disciples were worried because Jesus was going away soon. They could not go where He was going.
- Jesus told His disciples to not worry. He said, "Believe in God, and believe in Me." Jesus said He would come back one day so they can be with Him.
- Jesus told His disciples to believe in His words and His miracles. Jesus would send the Holy Spirit to help them remember everything He told them.

### **CHRIST CONNECTION:**

God has always existed as three Persons—Father, Son, and Holy Spirit. The Father sent the Son to rescue us from sin. He gives us the Holy Spirit to comfort us, show us our sins, and guide us as we live for God's glory.

**KEY PASSAGE:** John 1:18

### **BIG PICTURE QUESTION:**

Is Jesus God or a human? As the Son of God, Jesus is both fully God and fully human.