

Unit 24: The Rejection of Jesus

Unit Description: Even though Jesus performed amazing miracles, including raising someone from the dead, the religious leaders rejected Jesus and managed to turn the people against Him too. Their sinful hearts were hard. Even this rejection, however, was part of God's plan to bring salvation to the world.

Big Picture Question: Why do people reject Jesus? People reject Jesus because all people are born with a sin nature and want to please themselves rather than obey God.



SESSION 1: Jesus Knew He Would Be Rejected

Luke 13



SESSION 2: Jesus Raised Lazarus

John 11–12



SESSION 3: The World Is Against God

Ephesians 6



UNIT 24 | SESSION 2

JESUS RAISED LAZARUS

JOHN 11-12

KEY PASSAGE: He was despised and rejected by mankind, a man of suffering, and familiar with pain. Like one from whom people hide their faces he was despised, and we held him in low esteem. Isaiah 53:3 NIV

Isaiah 53:3

BIG PICTURE QUESTION:

Why do people reject Jesus? People reject Jesus because all people are born with a sin nature and want to please themselves rather than obey God.

CHRIST CONNECTION:

When Jesus raised Lazarus from the dead, He showed that He has power over death. Jesus said, "I am the resurrection and the life." Jesus died on the cross for our sins and rose from the dead. He gives eternal life to those who trust in Him.



PRIOR TO TEACHING THE SESSION



LEADER Bible Study

The account of Jesus’ raising Lazarus from the dead is a foundational passage in the New Testament. Not only was a dead man brought back to life, this passage in John 11 also contains the shortest verse in the Bible and a glimpse into the humanity of Jesus. John 11:35 says, “Jesus wept.”

In this historical account of the death of Jesus’ dear friend, Jesus is questioned three times for not arriving sooner. The primary reason He is questioned can be found in the words of both Mary and Martha: “Lord, if you had been here, my brother wouldn’t have died.” (John 11:21,32)

Mary, Martha, and others around them had seen and heard of the miraculous things that Jesus was doing. They had only seen Him miraculously prevent death. Their framework for how Jesus worked was limited to their experience with Him.

Martha showed a glimmer of hope in John 11:22 when she said, “Yet even now I know that whatever you ask from God, God will give you.” However, she still seemed to limit what Jesus could do to her previous experience.

It can be easy to put God inside of a box, to limit what we believe He can do to what we’ve seen Him do before. Yet Jesus’ delay served a greater purpose: to give Him the

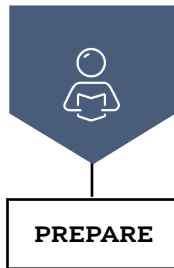
opportunity to perform an even greater miracle—and thus display God’s glory.

Today, we often struggle to pray with confidence that God could heal physical ailments or save those that seem most unlikely to repent. In our minds, we limit what God can do to what we have seen or can explain.

What if we prayed with the confidence that God is a wonder worker, doing more than we could ever ask or imagine? What if we believed that God isn’t bound by our opinions or perspectives? What if we demonstrated our confidence in a God who is beyond our full comprehension, but is always within our reach? Not only would this type of faith change us, but it would also greatly impact those around us.

PEOPLE TO KNOW

Lazarus: Lazarus (a shortened form of Eleazer) of Bethany was a personal friend of Jesus and the brother of Mary and Martha.



PRIOR TO TEACHING THE SESSION

GATHER Supplies

Keep a regular supply of the following items available at all times: Bibles, pens or pencils, markers, crayons, colored pencils, scissors, glue or tape, paper.



WELCOME

Activity Page

- “Raised to Life!” activity page

Session Starter (Option 2)

- single pantyhose, 1 stocking per kid
- oranges, 1 per kid
- cups, 1 per pair
- stones, 1 per pair



LEARN

Introduce the Session

- countdown video

Big Picture Question

- Big Picture Question Poster

Review the Timeline

- Giant Timeline

Tell the Bible Story

- “Jesus Raised Lazarus” video
- Bible Story Picture Poster
- index cards, 1 per kid (optional)

Questions from Kids

- “Unit 24, Session 2” questions from kids video

Missions Moment

- “Anne Bagby” missions video

Key Passage Activity

- Key Passage Poster
- “He Was Despised (Isaiah 53:3) song
- worship song of your choice (optional)
- sticky notes



LOVE

Review & Bible skills

- Small Group Timeline and Map Set
- world map



LIVE

Activity Choice (Option 1)

- black construction paper, 1 per kid
- white chalk, 1 per kid

Activity Choice (Option 2)

- paperclips, 1 per group
- 4-inch strings, 1 length per group
- strong magnets, 1 per group

Journal and Prayer

- Journal Page
- “Order the Events” activity page



WELCOME Kids

Greet each kid as he or she arrives. Use this time to collect the offering, fill out attendance sheets, build relationships, and help new kids connect to your group.

SAY “When was a time you felt disappointed? Why? Did anything happen to change your disappointment? What was it?”

1 ACTIVITY PAGE (5 minutes)

Invite kids to complete “Raised to Life” on the activity page.

SAY “Did you know that multiple people were raised to life in the Bible? In today’s story, we learn that one of Jesus’ friends was very sick and died, but Jesus raised him to life again.”

2 SESSION STARTER (10 minutes)

OPTION 1: RESURRECTION POWER



Form kids into five groups and provide each group with a Bible, paper, and markers. Assign each group one of the following Bible verses: 1 Kings 17:17-24; 2 Kings 4:18-37; 2 Kings 13:20-21; Luke 7:11-17; Luke 8:49-56.

Instruct each group to read the verses and then draw a picture to represent their Bible story. Ask groups to come up with a main point for their story and write it on the drawing. Invite groups to tell their story to the class using the illustration and the main point.

SAY “Resurrection stories happened in the Old Testament and the New Testament. Just as God has power to bring a new life into the world, He also has power to bring life from death. The resurrection power displayed by Elijah, Elisha, and Jesus reminds us that God has victory over death. In our Bible story, we will read of Jesus’ power over the death of his friend Lazarus.”

OPTION 2: REMOVE THE STONE

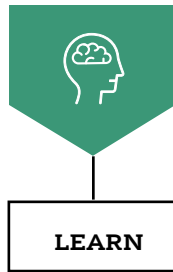
Form kids into pairs and provide each pair with two single pantyhose, two oranges, a cup, and a stone. Instruct kids to place the orange inside the pantyhose and then place the open end of the pantyhose on their heads. Tell kids to place the cup upside down on the ground with the stone on top of the cup.

Lead pairs to use their heads to swing the pantyhose with the orange to try to knock over the cup and stone. The winners from the first round will then compete with each other in the second round. Play additional rounds until only one kid remains.

SAY “That took a lot of effort to remove the stones from the cups. In our Bible story today, we will learn that Jesus called people to remove the stone from Lazarus’ tomb. There was human effort involved in removing the stone. Later, when Jesus rose from the dead, the stone was already rolled away because Jesus’ death and resurrection defeated sin and death once and for all.”

Transition from **WELCOME** to **LEARN**





THE STORY OF THE GOSPEL

INTRODUCE the Bible Story

1 INTRODUCE THE SESSION (3 minutes)

Show the countdown video as you transition to introduce the Bible story. Set it to end as the session begins.

SAY “ Hello, everyone. My name is [your name]. I am so excited to share our Bible story with you today! If you brought a Bible, get it out and open it to the book of John. [Distribute Bibles to kids who need one.]

Jesus performed many miracles during His time on earth, including raising people from the dead. But when His friend Lazarus was sick, Jesus didn't rush to heal him. Earlier you were asked if you had ever been disappointed. Imagine being Lazarus' family and Jesus didn't arrive in time to heal him. Would you be disappointed? As we read our story, we will learn that Jesus always has a purpose and that we can trust He has our best interest in mind. ”

2 BIG PICTURE QUESTION (1 minute)

SAY “ Let's review our big picture question. Can you all say it together? [Allow responses.] **Why do people reject Jesus?** Now, I will say the answer and you repeat it. **People reject Jesus because all people are born with a sin nature and want to please themselves rather than obey God.** [Allow kids to repeat the answer.]

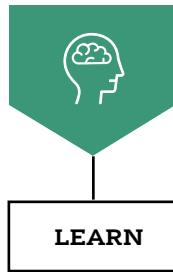
As we listen to our Bible story, we will learn how even after Jesus performs an amazing miracle, some people still hated Him. They rejected Jesus as their Savior and sought to kill Him. Not everyone will believe in Jesus. We can ask God to give us and others hearts that want to please Him and trust in Him. ”

3 REVIEW THE TIMELINE (1 minute)

Show the giant timeline. Point to individual Bible stories as you review.

SAY “ Who remembers some of the miracles Jesus performed? [Allow responses.] Several weeks back, we learned about many of Jesus' miracles. He calmed a storm, fed thousands of people with a few fish and some bread, and even raised a little girl back to life. All of these miracles pointed to the truth that Jesus is fully God and fully man.

Yet, last week we learned that people rejected Jesus. Their hearts chose not to believe that Jesus is the Son of God. In today's Bible story, Jesus showcased His power over death again even though it meant the religious leaders would become even angrier at Him. ”



THE STORY OF THE GOSPEL

LEARN the Bible Story

1 TELL THE BIBLE STORY: VIDEO OR STORYTELLER (10 minutes)

Open your Bible to John 11–12. Use the Bible storytelling tips to help you tell the story, or show the Bible story video “Jesus Raised Lazarus.” Use the bold text to retell or review the story.

JESUS RAISED LAZARUS

“ Jesus and Lazarus were friends. Lazarus lived in the town of Bethany, in Judea, with his sisters, Mary and Martha. One day, Lazarus got sick. Mary and Martha sent a message to Jesus. “Lord, Your friend Lazarus is sick,” they said.

Jesus told His disciples, “Lazarus’ sickness will not end in death. This sickness will bring glory to God and to the Son of God.” Jesus stayed where He was for two more days. Then Jesus said, “Let’s go back to Judea.”

By the time Jesus arrived in Bethany, Lazarus had been in a tomb for four days. Martha hurried to meet Jesus, but Mary stayed home.

Martha said, “Lord, if You had been here, my brother wouldn’t have died.” Martha knew Jesus could do a miracle though. “I know God will give You whatever You ask,” she said.

Jesus replied, “Your brother will rise again.”

Martha believed that Lazarus would rise from the dead in the future—on the last day. But Jesus said, “I am the resurrection and the life. The one who believes in Me, even if he dies, will live. Everyone who lives and believes in Me will never die—ever. Do you believe this?”

“Yes, Lord,” Martha said. “I believe You are the Messiah, the Son of God.”

Martha went back to her house. She told Mary that Jesus wanted to see her. So Mary left the house, and all the people who had come to comfort Mary and Martha followed her.

Mary fell at Jesus’ feet and said, “Lord, if You had been here, my brother would not have died!” Mary was crying. Jesus wept too.

Mary led Jesus to the tomb where Lazarus was buried. It was a cave, and a huge stone covered the opening. “Remove the stone,” Jesus said.

So the stone was moved aside. Jesus looked up and said, “Father, I thank You that You heard Me.” Then Jesus shouted, “Lazarus, come out!”

Lazarus came out of the tomb, wrapped in linen and cloth. Jesus said, “Unwrap him and let him go.”

Later, a large crowd of Jews went to Bethany to see Jesus and Lazarus. The religious leaders decided they wanted to kill Lazarus because Jesus had raised him from the dead and many people were leaving the Jews and trusting in Jesus.

STORYTELLING TIPS

Use emotion: Provide each kid with an index card and ask them draw a smiley face on one side and a sad face on the other side. Direct kids to hold up their card when the story displays a happy or sad moment.

Act it out: Invite five or six kids to act out the parts of Jesus, Lazarus, Mary, Martha, and the religious leaders while you tell the story.



THE STORY OF THE GOSPEL

Christ Connection: When Jesus raised Lazarus from the dead, He showed that He has power over death. Jesus said, “I am the resurrection and the life.” Jesus died on the cross for our sins and rose from the dead. He gives eternal life to those who trust in Him. ”

2 REVIEW THE BIBLE STORY

SAY “ Jesus was on His way toward Jerusalem. He was still traveling and teaching when Lazarus became sick and died. When Jesus finally did arrive, Lazarus had been dead for four days. Martha was disappointed that Jesus had not arrived in time to heal Lazarus. She believed that if He had been there, Lazarus would not have died. What did Jesus tell His disciples before He arrived in Bethany? Look at John 11:4. [Choose a volunteer to read John 11:4 aloud.] Jesus told them that Lazarus’ illness would not end in death. And yet, Lazarus did die! Even though Lazarus died, it would not be the end of the story. Jesus said that his death would result in the glory of God and the Son of God.

Martha confessed her belief that Jesus is the Messiah, and that she believed one day Lazarus would rise again. What did Jesus tell Martha? Look at John 11:25. [Choose a volunteer to read John 11:25 aloud.] Jesus told Martha that He is the resurrection and the life and that all who believe in Him, even if they die, they will live again.

Even in the hope of resurrection life, there was still sadness and pain. How did Jesus respond to His friend Lazarus’ death? [Allow responses.] Jesus wept. He was grieved that His friend had died and that death is real. But Jesus has power over death and it will not have the final word for those who believe in Him. How did Jesus prove He has power over death? [Allow responses.] Jesus told Lazarus to ‘come out’ of the tomb, and He did! Everyone who trusts in Jesus, even if they die, they will live.

But not everyone believed Jesus is God. Who were some of the people that rejected Jesus? [Allow responses.] Yes, some of the religious leaders began to plan how to kill both Lazarus and Jesus. The religious leaders’ evil plans were not a surprise to Jesus—He knew He had come to die. But through His death, Jesus would destroy the power of death once and for all. And He did! Jesus died on the cross and rose again. ”

3 CHRIST CONNECTION

SAY “ When Jesus raised Lazarus from the dead, He showed that He has power over death. Jesus said, “I am the resurrection and the life.” Jesus died on the cross for our sins and rose from the dead. He gives eternal life to those who trust in Him. ”

(Tip: Use Scripture and the Gospel Plan Poster to explain how to become a Christian. Make sure kids know when and where they can ask questions.)

4 QUESTIONS FROM KIDS (3 minutes)

Show the “Unit 24, Session 2” questions from kids video. Prompt kids to discuss:

1. What happens after we die? Does God bring us back to life like Lazarus?



THE STORY OF THE GOSPEL

2. How did Jesus conquer death for us?

5 MISSIONS MOMENT (3 minutes)

SAY “ In 1881, Buck and Anne Bagby were the first Baptist missionaries to Brazil. One year later, another couple, Z.C. and Kate Taylor, joined the Bagbys in Brazil. These four people along with one Brazilian Christian started the first Baptist Church in Salvador, Bahia, of Brazil in 1882. Two years later, they began another church in Rio de Janeiro. ”

Tell kids that Anne helped start a school in São Paulo in 1901. Share that the school included a boarding school for girls (a facility where kids live on the school campus). Tell kids that Anne Bagby, her husband, and her children and their families were all very instrumental in starting Baptist churches and schools across the southern United States, Brazil, and Argentina.

Show the missions video and then close in prayer, thanking God for the Bagby’s faithfulness to plant churches and asking God to continue to reach Brazilians for His glory.

6 KEY PASSAGE ACTIVITY (5 minutes)

Show the key passage poster. Lead kids in reading aloud Isaiah 53:3 together.

On the key passage poster, cover up all the verbs with sticky notes. Challenge kids to say the verse with a partner where one kid says all the words visible on the poster and the partner fills in the verbs. Direct kids to swap roles and say the key passage again.

SAY “ Great job! Those verbs express big emotions. Jesus was despised, rejected, and suffered. We can thank God for Jesus’ love for us as He was willing to endure much pain to save us from our sins! ”

Lead kids to sing “He Was Despised (Isaiah 53:3).” You may also choose to sing a worship song of your choice.

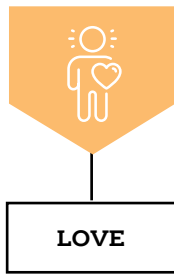
7 PRAY (2 minutes)

Invite kids to pray before transitioning to Love.

SAY “ Dear God, thank You for sending Jesus to save us from our sins. We praise Jesus for all the ways He suffered and that He willingly laid down His life for us. Help us trust in You and believe in Jesus’ power to give us new life. Amen. ”

Transition from **LEARN** to **LOVE**





THE GOD OF THE GOSPEL

LOVE God by Applying the Story

1 REVIEW & BIBLE SKILLS (5 minutes)

Distribute Bibles and display the New Testament Israel Map. Guide kids to open their Bibles to John 12. Explain that in the beginning of John 11, Jesus is probably in Perea teaching. Tell kids that He did not stop teaching for two days and then traveled to Bethany (15) to be with Lazarus' family. Explain that Bethany is a small village in Judea just outside the city of Jerusalem (H5).

Consider comparing the New Testament Israel Map to a modern-day map to help kids understand where these stories took place. (Tip: Locate the areas in and around modern-day Bethany or al-Azariya.) Choose a volunteer to read aloud John 11:4-5.

SAY “ The area of Perea, where Jesus was teaching, was about a two days journey to Bethany. But instead of leaving right away to see Lazarus, Jesus stayed two days longer. The Bible tells us that Jesus loved Martha, Mary, and Lazarus. So why didn't He rush to see them?

Jesus knew that He would raise Lazarus from the dead. And He knew that raising him from the dead would result in God being glorified. Many people believed in Him after this miracle. We can trust that even when God's plans don't make sense, He has a purpose. And we can ask Him for the faith to trust Him so that He is glorified. ”

2 GROUP DISCUSSION (10 minutes)

Ask the following questions. Lead the group to discuss.

SAY “ What does it mean to live even if you die? ”

Lead kids to think about Jesus' words to Martha and that He called Himself the resurrection and the life. Tell kids that through Jesus we have the hope of eternal life with Him. Remind kids that we also have life now through Jesus. Explain that He gives us new hearts that want to love Him and others. Tell kids that we lay down our lives for others and in doing so live through the power of Jesus at work in us.

(Option: Choose a volunteer to read John 12:25.)

SAY “ Why did Jesus cry even though He would raise Lazarus to life? ”

Explain that death is a consequence of sin and that God originally created the world free of sin. Explain that Jesus was grieved over the devastation sin causes and experienced its sting when His friend died. Remind kids that Jesus came to undo the curse of sin and bring eternal life to all who believe in Him.

(Option: Choose a volunteer to read 1 Cor. 15:55-57.)

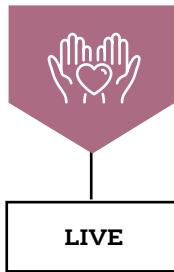
SAY “ How can you trust Jesus when you face sadness or pain? ”

Answers will vary. Remind kids that they can take their sadness and pain to Jesus because He understands their feelings. Encourage kids to remember that in Jesus we always have hope.

(Option: Choose a volunteer to read 1 John 5:4.)

Transition from **LOVE** to **LIVE**





THE MISSION OF THE GOSPEL

LIVE the Mission

1 ACTIVITY CHOICE (10 minutes)

OPTION 1: CHALKBOARD LESSONS



Remind kids that in 1901, Anne Bagby started a school in São Paulo, Brazil. Tell kids that Anne taught school subjects, and taught the kids about Jesus. Provide each kid with a piece of black paper and some chalk. Explain that in the early 1900s many schools used chalkboards to display information for kids to learn.

Direct kids to write on their papers with chalk. Encourage kids to write messages teaching others about Jesus or draw pictures to help others understand the gospel. Invite kids to display their “chalkboard” lessons to the rest of the group.

SAY “ Anne Bagby helped kids learn about the world and about the One who made the world. We do not have to be a teacher to tell others about Jesus. Anytime we share Jesus with people, we are being faithful to follow Jesus’ commands to make disciples. ”

OPTION 2: RAISE THE PAPERCLIP



Form kids into groups of three. Provide each group with a strong magnet, string, and a paper clip. Tell kids to tie a 4-inch long string around the paper clip. Direct one kid to place the paper clip on a table and hold the end of the string. Then direct one kid from each group to hold the magnet about five or six inches away from the paper clip. Instruct the kid holding the string to hold it firmly. Lead the kid to move the magnet closer and closer to the paper clip trying to make the paper clip raise off the table without touching the magnet.

SAY “ Look how much effort you had to put into this activity just to make a paper clip raise off of the surface of the table. We couldn’t just say, ‘Paper clip, raise up!’ But we learned today that Jesus holds all power. He raised Lazarus from the dead by simply saying, ‘Lazarus, come out!’ Jesus has power over life and death. When we trust in Him, we are raised to walk in new life. ”

2 JOURNAL AND PRAYER (5 minutes)

Distribute journal pages and pencils. Guide kids to think about and answer the questions listed on the page. As kids journal, invite them to share their ideas.

- What does this story teach me about God or the gospel?
- What does the story teach me about myself?
- Are there any commands in this story to obey? How are they for God’s glory and my good?
- Are there promises in this story to remember? How do they help me trust and love God?
- How does this story help me to live on mission better?

Review the gospel and encourage kids to speak with you or another teacher if they have questions. Then pray, praising God for the power He has over death and giving thanks for Jesus’ death and resurrection so that we can have new, eternal life. As time allows, lead kids to complete “Order the Events” on the activity page.



JOURNAL PAGE

1. What does this story teach me about God or the gospel?
2. What does this story teach me about myself?
3. Are there any commands in this story to obey? How are they for God's glory and my good?
4. Are there any promises in this story to remember? How do they help me trust and love God?
5. How does this story help me to live on mission better?

FOLD



Unit 24 • Session 2

JESUS RAISED LAZARUS

John 11-12

**WHY DO PEOPLE REJECT JESUS?
PEOPLE REJECT JESUS BECAUSE ALL PEOPLE ARE BORN WITH A SIN
NATURE AND WANT TO PLEASE THEMSELVES RATHER THAN OBEY GOD.**

Jesus and Lazarus were friends. Lazarus lived in the town of Bethany, in Judea, with his sisters, Mary and Martha. One day, Lazarus got sick. Mary and Martha sent a message to Jesus.

Jesus told His disciples, "Lazarus' sickness will not end in death." Jesus stayed where He was for two more days. Then Jesus said, "Let's go back to Judea."

By the time Jesus arrived in Bethany, Lazarus had been in a tomb for four days. Martha said, "Lord, if You had been here, my brother wouldn't have died." Martha knew Jesus could do a miracle though.

Jesus replied, "Your brother will rise again. I am the resurrection and the life. The one who believes in Me, even if he dies, will live. Everyone who lives and believes in Me will never die—ever."

Martha said, "I believe You are the Messiah, the Son of God."

Mary was crying. Jesus wept too.

Mary led Jesus to the tomb where Lazarus was buried.

Then Jesus shouted, "Lazarus, come out!"


Lazarus came out of the tomb, wrapped in linen and cloth. Jesus said, "Unwrap him and let him go."

The religious leaders decided they wanted to kill Lazarus because many people were trusting in Jesus.

Christ Connection: When Jesus raised Lazarus from the dead, He showed that He has power over death. Jesus said, "I am the resurrection and the life." Jesus died on the cross for our sins and rose from the dead. He gives eternal life to those who trust in Him.

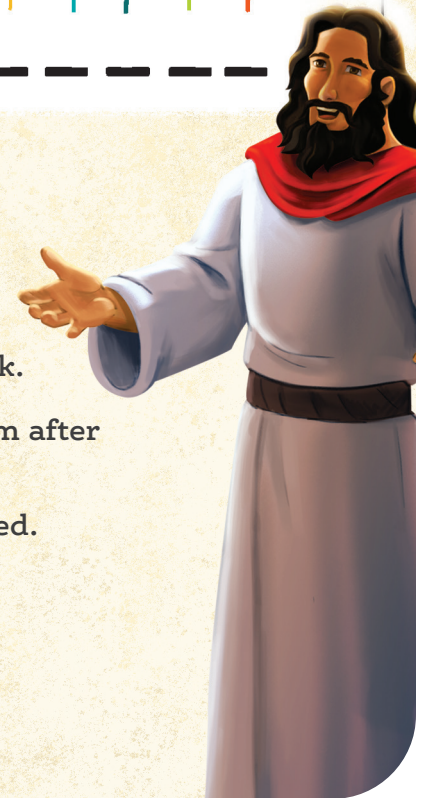
Raised to Life! | Unscramble the letters to spell out the message.

R O H E U A D S E J R S H E P S T E A V O W



Order the Events | Number the events 1–8 in the correct order of the story.
Use John 11 to help you.

- _____ Jesus raised Lazarus from the tomb and said, “Lazarus, come out!”
- _____ By the time Jesus arrived, Lazarus had been dead four days.
- _____ Mary and Martha sent a message to Jesus telling Him Lazarus was sick.
- _____ The religious leaders wanted to kill Jesus because many trusted in Him after He raised Lazarus from the dead.
- _____ Martha told Jesus that if He had been here Lazarus would not have died.
- _____ Lazarus, Jesus’ friend, got sick.
- _____ Jesus said that everyone who believes in Him will never die.
- _____ Lazarus came out of the tomb, wrapped in linen and cloth.



NAME:



the **GOSPEL** PROJECT.

Jesus Raised Lazarus

BIBLE STORY SUMMARY:

- Jesus' friend Lazarus became sick and died. Lazarus had been dead four days when Jesus arrived at his home.
- Martha wished Jesus had been there so Lazarus would not have died. Jesus told Martha, "I am the resurrection and the life."
- Jesus wept over Lazarus. Then He said, "Lazarus, come out!" Lazarus came out of the tomb.

CHRIST CONNECTION:

When Jesus raised Lazarus from the dead, He showed that He has power over death. Jesus said, "I am the resurrection and the life." Jesus died on the cross for our sins and rose from the dead. He gives eternal life to those who trust in Him.

KEY PASSAGE: Isaiah 53:3

BIG PICTURE QUESTION:

Why do people reject Jesus? People reject Jesus because all people are born with a sin nature and want to please themselves rather than obey God.

