

Unit 26: The Arrest of Jesus

Unit Description: The time for Jesus' rejection was at hand. After sharing a special meal with His disciples, Jesus was betrayed by one of His own and was arrested. Even as His death approached, Jesus continued to act as a perfect Priest, loving His followers and praying to the Father on their behalf.

Big Picture Question: How is Jesus the perfect Priest? Jesus was the perfect sacrifice for sin, and He speaks to God the Father for us today.



SESSION 1: Jesus Was Anointed

Matthew 26; Mark 14; John 12



SESSION 2: Jesus Shared a Last Meal

Matthew 26; Mark 14; Luke 22



SESSION 3: Jesus Was Arrested

Matthew 26; Mark 14; Luke 22



SESSION 4: Jesus Is Our Perfect Priest

Hebrews 7

**For we do not have a high priest who is unable to empathize with our weaknesses, but we have one who has been tempted in every way, just as we are—yet he did not sin.
Hebrews 4:15 NIV**



UNIT 26 | SESSION 1

JESUS WAS ANOINTED

MATTHEW 26; MARK 14; JOHN 12

KEY PASSAGE:

Hebrews 4:15

BIG PICTURE QUESTION:

How is Jesus the perfect Priest? Jesus was the perfect sacrifice for sin, and He speaks to God the Father for us today.

CHRIST CONNECTION:

Pouring the expensive oil on Jesus was not a waste; it was worship. By allowing Mary to anoint Him, Jesus showed that He is more valuable than anything. Jesus knew He would soon die, be buried, and rise from the dead on the third day to rescue sinners.



PRIOR TO TEACHING THE SESSION



LEADER Bible Study

The Gospels of Matthew, Mark, and John all recounted Christ’s anointing in the last days before Passover. As Christ, His disciples, and friends all gathered to remember what God had done for His people so long ago, Mary anointed Jesus. We continue to celebrate the legacy of her worshipful act, just as Jesus proclaimed we would.

What was the significance of Mary’s extravagant offering? Why did Christ declare that she would always be remembered for the affection she displayed for her Lord?

While Judas’ eyes were blinded by his own greed, Mary’s hands were guided by devotion to Christ alone. Though it seemed her offering of such precious perfume was a waste of resources, her reverence was not lost on Jesus. He deemed the costliness of her worship to be noble and exemplary. A year’s worth of oil was worth less to her than this opportunity to worship Him there in His presence. She found herself unwilling to waste such an occasion to showcase His worth before all who were assembled in Simon the Leper’s home.

To Jesus, it did not matter where the cost of the oil went, so much as the fact that she offered it up to Him in worship. So often, those on the outside wish to find the worth of our worship through a worldly lens.

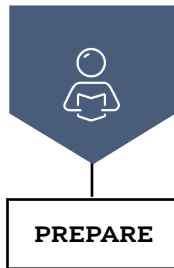
However, Christ is more interested in the obedience of our hearts. The joy in our giving is of greater value than any price tag it may bear.

Mary’s choice to anoint the Lord with this costly oil became preparation for His burial; her sacrificial choice to honor Him with all she had was not put to waste. In fact, it helped establish her legacy in Scripture and even brought Christ one step closer to fulfilling the Old Testament prophecy.

Explain to kids that genuine worship, even at its costliest, is never wasted because He is worth more than all the treasures of the world. Mary’s opportunity to demonstrate Christ’s value before the others was what set her apart. How can we lead our kids toward lives of genuine devotion to Christ?

TERMS TO KNOW

Anoint procedure of rubbing or smearing a person or thing, usually with oil, for the purpose of healing, setting apart, or embalming. Jesus is God’s Anointed One, the Savior (Acts 10:38).



PRIOR TO TEACHING THE SESSION

GATHER Supplies

Keep a regular supply of the following items available at all times: Bibles, pens or pencils, markers, crayons, colored pencils, scissors, glue or tape, paper.



WELCOME

Activity Page

- “Complete the Puzzle” activity page

Session Starter (Option 2)

- plastic tablecloths, 1 per table
- clear plastic bottles with caps, 1 per group
- cups of water, 1 per group
- cups of vegetable oil, 1 per group
- vials of food color, 1 per group
- effervescent tablets, 1 per group



LEARN

Introduce the Session

- countdown video

Big Picture Question

- Big Picture Question Poster

Review the Timeline

- Giant Timeline

Tell the Bible Story

- “Jesus Was Anointed” video
- Bible Story Picture Poster
- oil (optional)
- Old Testament Mediterranean Map (optional)

Questions from Kids

- “Unit 26, Session 1” questions from kids video

Missions Moment

- “Partner with Send Seattle” missions video

Key Passage Activity

- Key Passage Poster
- “Gracious Father (Hebrews 4:15)” song
- worship song of your choice (optional)



LOVE

Review & Bible skills

- Small Group Timeline and Map Set
- world map



LIVE

Activity Choice (Option 1)

- “Seattle Photos” printable, 1 photo per kid
- blue watercolor paint, 1 per table
- cups of water, 1 per table
- paintbrushes, 1 per kid
- electrical tape

Activity Choice (Option 2)

- Big Picture Question Poster
- index cards, 1 set per team

Journal and Prayer

- Journal Page
- “How Can You Worship God?” activity page



WELCOME Kids

Greet each kid as he or she arrives. Use this time to collect the offering, fill out attendance sheets, build relationships, and help new kids connect to your group.

SAY “What is something you own that is very special to you? Why is it special? Would you ever give it away? Why or why not?”

1 ACTIVITY PAGE (5 minutes)

Invite kids to complete “Complete the Puzzle” on the activity page.

SAY “Great job drawing in the missing parts of the puzzle! Today, we will learn about a jar of oil that is similar to the one you drew. Let’s get ready to learn why oil is a part of our story.”

2 SESSION STARTER (10 minutes)

OPTION 1: WHAT'S WORTH MORE?



Form kids into groups of three or four. Tell groups that you will call out various paired items and they must decide which of the two is worth more. Tell kids that they should think about the average cost of each item. Lead kids to keep track of how many they get correct. Consider using the following examples or create your own:

- Skateboard or roller skates (skateboard)
- Pearl or diamond (diamond)
- Gasoline or firewood (gasoline)
- Canoe or motor boat (motor boat)
- Deck of cards or video game (video game)
- Gold or silver (gold)

SAY “Each pair had an option that is generally worth more. Would you trade a bar of gold for a deck of cards? [Allow responses.] Probably not. Today, we will learn how a woman poured her expensive oil on Jesus. Some thought this was a waste. Today, we’ll learn that anything we give to Jesus, even if it’s very valuable, is never wasted.”

OPTION 2: OILY LAVA LAMP

Before the session, cover tables with a plastic tablecloth. Form kids into groups of four and provide each group with a clear plastic bottle and its cap, a cup of vegetable oil, a cup of water, a vial of food color, and an effervescent tablet.

Direct groups to fill the bottle three-quarters full with vegetable oil and then fill the rest of the bottle with water. Tell kids to add four or five drops of food color and to break apart the effervescent tablet into four pieces. Lead kids to drop one of the pieces of the tablet into the water and observe what happens. After the bubbles have subsided, add another piece of the tablet. Continue until all of the tablet pieces have been used. Discard the liquids by placing the cap on the bottles and throwing them in the trash.

SAY “Your oily lava lamps sure were fun! It is easy for us to go to the store and buy oil. But during Jesus’ time on earth, most oil was expensive. It was a treasured possession. Today, we will learn how a woman gave her expensive oil to Jesus as an act of worship.”

Transition from **WELCOME** to **LEARN**





THE STORY OF THE GOSPEL

INTRODUCE the Bible Story

1 INTRODUCE THE SESSION (3 minutes)

Show the countdown video as you transition to introduce the Bible story. Set it to end as the session begins.

SAY “ Hello, kids! My name is [your name.] I’m so excited you are here to listen to a story from God’s Word. Does everyone have a Bible? If so, hold it up high. [Distribute Bibles to kids who need one.] Today, we will be reading in the New Testament. Let’s turn to the book of Matthew.

Before we read our Bible story, let’s think back to the time of Moses. When the Israelites were enslaved in Egypt, God sent Moses to rescue them. Moses was God’s prophet and one of the messages he gave to the people was to cover their doorposts with a lamb’s blood. When they did, God’s angel would pass over their house and they would be safe. From then on, God’s people celebrated Passover to remember how God saved them from slavery in Egypt. Today, our story begins as the Jewish people were about to celebrate Passover.”

2 BIG PICTURE QUESTION (1 minute)

SAY “ Our big picture question for this unit is, **How is Jesus the perfect Priest?** Our answer is, **Jesus was the perfect sacrifice for sin, and He speaks to God the Father for us today.** Does anyone know what a priest is or what they do? [Allow responses.] A priest was in charge of sacrifices and offerings at worship places. A sacrifice is required for sin because without the shedding of blood there is no forgiveness. The priests also acted as a go-between or an intercessor between man and God. Since we cannot get to God because of our sin, we need someone to speak to God for us. Jesus is our perfect Priest because He **was the perfect sacrifice for sin, and He speaks to God the Father for us today.**

Let’s say our big picture question again. [Allow responses.] **How is Jesus the perfect Priest?** Now let’s say our answer. [Allow responses.] **Jesus was the perfect sacrifice for sin, and He speaks to God the Father for us today.**”

3 REVIEW THE TIMELINE (1 minute)

Show the giant timeline. Point to individual Bible stories as you review.

SAY “ We have been learning about Jesus’ last week on earth before He was crucified. We learned that He is our perfect Prophet who taught truth and gave warnings to the people. We learned that Jesus has the words of life and that He gave His life to save us. Over the next few weeks, we will be learning that the time for Jesus’ rejection was at hand. But even as His death approached, Jesus continued to act as a perfect Priest, loving His followers and praying to the Father on their behalf. Today, we’ll read how Mary’s act of worship was also a way to prepare Jesus for burial.”



THE STORY OF THE GOSPEL

LEARN the Bible Story

1 TELL THE BIBLE STORY: VIDEO OR STORYTELLER (10 minutes)

Open your Bible to Matthew 26; Mark 14; John 12. Use the Bible storytelling tips to help you tell the story, or show the Bible story video “Jesus Was Anointed.” Use the bold text to retell or review the story.

JESUS WAS ANOINTED

“**The time was coming to celebrate the Passover. Every year, the Jewish people gathered together to remember a special event that happened long ago. When God’s people were slaves in Egypt, God did great things to rescue His people.** Pharaoh saw God’s power and authority, and he let God’s people go. **God had used Moses to lead His people out of Egypt to the promised land. God did not want the people to forget that time, so every year, the Jews had a feast.** Many Jews traveled to Jerusalem to celebrate.

Six days before the Passover feast began, Jesus went to the town of Bethany. Bethany was near Jerusalem, and Jesus’ friend Lazarus lived there with his sisters, Mary and Martha.

Jesus and His disciples went to Simon’s house for a meal. Jesus was reclining at the table when Lazarus’ sister Mary came to Him. She had a jar of very expensive oil. The oil smelled good, like a perfume. **Mary broke open the jar and poured the oil on Jesus’ head and feet.**

Some of Jesus’ disciples were very upset! They thought Mary had wasted the expensive oil by pouring it on Jesus. The oil was worth 300 denarii—about a year’s pay. One of the disciples, Judas Iscariot (iss KAR ih aht) (who was about to betray Him), said, “She could have sold the oil for a lot of money, and then she could have given the money to the poor!” Judas did not say this because he cared about the poor; he said it because he loved money. In fact, he was a thief.

They told Mary that she had done the wrong thing, but Jesus spoke up. “Leave her alone,” He said. “She has done a very good thing for Me.”

Then Jesus explained, “You will always have people around you who are poor, but you will not always have Me. Mary has poured oil on My body to get it ready for burial.”

Jesus said that wherever the gospel was told in the whole world, people would also hear about Mary and what she had done.

Christ Connection: Pouring the expensive oil on Jesus was not a waste; it was worship. By allowing Mary to anoint Him, Jesus showed that He is more valuable than anything. Jesus knew He would soon die, be buried, and rise from the dead on the third day to rescue sinners. ”

STORYTELLING TIPS

Pass around oil: Pass around a jar of vegetable or olive oil to the kids while you tell the story.

Display a map: Display the Old Testament Mediterranean Map when you teach about Egypt. Point to Egypt (H7) on the map.



THE STORY OF THE GOSPEL

2 REVIEW THE BIBLE STORY

SAY “ Jesus, His friends, and disciples all shared a meal together. After the meal, Mary came to Jesus and anointed Him with very expensive oil. How did the disciples react to Mary’s offering? Look at Matthew 26:8-9. [Choose a volunteer to read Matthew 26:8-9.] They were upset and thought Mary had wasted the oil. But Mary’s gift was not wasted. Mary offered this oil as an act of worship. She gave her valuable oil to show that Jesus is even more valuable. Jesus is the greatest treasure and is worthy of all of our praise and our gifts.

Jesus recognized Mary’s act of worship and told the disciples that she had done a good thing. What did Jesus say Mary had prepared Jesus for? [Allow responses.] Jesus said Mary prepared Him for burial. His time to die for the sins of the world was soon approaching. Jesus would not be with them on earth very much longer. Mary’s act of worship was also a way to honor Jesus’ body that was about to be nailed to the cross and buried.

Jesus is worthy of worship. He gave His life so that we can be saved from our sin. Anything we give to Jesus is never wasted because through Him we gain more than we could ever give. We receive forgiveness of sin, eternal life, and the joys of heaven in His presence. ”

3 CHRIST CONNECTION

SAY “ Pouring the expensive oil on Jesus was not a waste; it was worship. By allowing Mary to anoint Him, Jesus showed that He is more valuable than anything. Jesus knew He would soon die, be buried, and rise from the dead on the third day to rescue sinners. ”

(Tip: Use Scripture and the Gospel Plan Poster to explain how to become a Christian. Make sure kids know when and where they can ask questions.)

4 QUESTIONS FROM KIDS (3 minutes)

Show the “Unit 26, Session 1” questions from kids video. Prompt kids to discuss:

1. What if we don’t have anything expensive to give to God? Do we have to give Him things? Explain.
2. What are some ways you can worship God?

5 MISSIONS MOMENT (3 minutes)

Share that in 2015, Dave Elliff and his wife, Mary, moved to Seattle, Washington, to start the Roots Community Church he now pastors. Tell kids that Dave and Mary have five children. Explain that before the Elliffs moved to Seattle, Dave spent three years on staff with a college ministry in Oklahoma.

SAY “ Seattle is a large city surrounded by water, mountains, evergreen forests, and thousands of acres of parkland. It is Washington State’s largest city, and it is the home base for many large companies. Seattle is the home of the Space Needle, its most popular landmark; the Seattle Great



THE STORY OF THE GOSPEL

Wheel, which is one of the largest Ferris wheels in North America at 175 feet tall; and Pike Place Market, one of the oldest continuously operating farmers' markets in the country. More churches are needed in Seattle to reach the large number of people who live there, including people who have moved to the city from China, Cambodia, Ghana, and other countries. ”

Play the missions video. Pray for more people and churches to help start new churches in Seattle to tell over 4.8 million people who live there about Jesus.

6 KEY PASSAGE ACTIVITY (5 minutes)

Show the key passage poster. Lead kids in reading aloud Hebrews 4:15 together.

SAY “ Jesus is our Priest who never sinned but still took the punishment we deserve for our sin. Jesus is worthy of our worship for all He is and all He has done. ”

Lead kids to repeat the key passage after you a couple of times. Then lead half of the kids to stand on one side of the room while the remaining kids stand on the other side of the room. Direct one group to say the first half of the verse, ending at “weaknesses.” Then direct the other group to say the second half of the key passage. Repeat, encouraging kids to say the verse faster or more loudly or more quietly each time.

Lead kids to sing “Gracious Father (Hebrews 4:15).” You may also choose to sing a worship song of your choice.

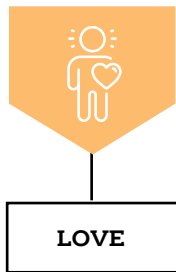
7 PRAY (2 minutes)

Invite kids to pray before transitioning to Love.

SAY “ God, we are so thankful that Jesus is our perfect Priest who speaks for us. We praise Him for being the perfect sacrifice for the forgiveness of our sin. Amen. ”

Transition from **LEARN** to **LOVE**





THE GOD OF THE GOSPEL

LOVE God by Applying the Story

1 REVIEW & BIBLE SKILLS (5 minutes)

Distribute Bibles and display the New Testament Israel Map. Guide kids to open their Bibles to John 12. Remind kids that in John 11, Jesus raised Lazarus from the dead, displaying His power over death and pointing to His future resurrection. Tell kids that Lazarus and his sisters gave Jesus a dinner at a house in Bethany (15).

Consider comparing the New Testament Israel Map to a modern-day map to help kids understand where these stories took place. (Tip: Locate the area on the east side of modern-day Jerusalem called Al-Eizariya meaning “Lazarus Village.”) Choose a volunteer to read aloud John 12:1-3.

SAY “While Jesus sat at the table, Mary came and anointed Him with her most precious oil. The name Messiah means ‘Anointed One’ and God had anointed Jesus as the One who would die for the sins of others. Mary’s love for Jesus as the Messiah was shown through her gift of oil. Mary had seen Jesus’ resurrection power when He raised her brother, Lazarus, from the dead, and she worshiped Him as the Messiah.”

2 GROUP DISCUSSION (10 minutes)

Ask the following questions. Lead the group to discuss.

SAY “Why is Jesus worthy of all worship?”

Discuss how Jesus is worthy of all worship because He is God in flesh who is holy and sinless. Tell kids that everything exists because Jesus created it for His glory. Explain that Jesus came to live a perfect life in our place, die on the cross for our sin, and rise from the dead. Encourage kids to worship Jesus for all that He is and all He has done.

(Option: Choose a volunteer to read Rev. 5:12.)

SAY “How can we show others that Jesus is worth following and giving our lives to?”

Answers will vary. Help kids understand that when we say no to the things of the world and choose to follow Jesus we are demonstrating that Jesus is worthy. Discuss how laying down our lives for others and serving them shows others that Jesus is better than our selfish desires. Remind kids that Jesus is better than anything this world has to offer.

(Option: Choose a volunteer to read Phil. 3:8.)

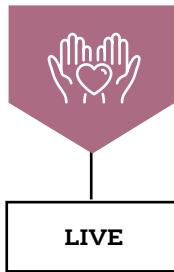
SAY “Do our gifts or sacrifices to God save us? Why not?”

Remind kids that any sacrifice we make or anything we give to God does not save us. Tell kids that we are only saved by faith in Jesus Christ. Help kids understand that when we choose to give God our time or our money, we are doing so as an act of worship.

(Option: Choose a volunteer to read 2 Tim. 1:9.)

Transition from **LOVE** to **LIVE**





THE MISSION OF THE GOSPEL

LIVE the Mission

1 ACTIVITY CHOICE (10 minutes)

OPTION 1: RAINY DAY PAINTINGS



Remind kids that the Elliff family are missionaries in Seattle, Washington. Explain that in Seattle it rains about 150 days a year, usually in the fall and winter. At tables, provide blue watercolor paint and cups of water. Distribute a paintbrush and one photo from the “Seattle Photos” printable to each kid.

Direct kids to use the blue watercolor paint to create rain drops or rain streaks on their photos. Tell kids that it is OK if the color from the photos streaks. After kids have painted their raindrops, use electrical tape to help kids create a “window pane” on their photo. Tape a border around the photo. Then tape the photo across the middle and down the center from top to bottom.

SAY “ You can take your rainy day paintings home to remind you to pray for the Elliff family and the people of Seattle who do not believe in Jesus. Pray that many will come to know Jesus through the Elliff’s church. ”

OPTION 2: SEEK THE CARDS



Before the session, create two sets of the big picture question and answer cards by writing phrases from each on 8–10 index cards. Hide one set of cards around one side of the room. Hide the other set on the other side of the room.

Form kids into two groups and tell the groups you have hidden cards around the room. Lead groups to search for the cards on their assigned side and place them in the right order once they are all found. Tell kids that the cards will read the big picture question and answer. The first team to complete the task wins.

SAY “ **How is Jesus the perfect Priest? [Allow responses.] Jesus was the perfect sacrifice for sin, and He speaks to God the Father for us today.** Our big picture question and answer helps us remember that Jesus came to do what we cannot. He came to save us from our sin! Jesus is worthy of all worship and praise. ”

2 JOURNAL AND PRAYER (5 minutes)

Distribute journal pages and pencils. Guide kids to think about and answer the questions listed on the page. As kids journal, invite them to share their ideas.

- What does this story teach me about God or the gospel?
- What does the story teach me about myself?
- Are there any commands in this story to obey? How are they for God’s glory and my good?
- Are there promises in this story to remember? How do they help me trust and love God?
- How does this story help me to live on mission better?

Review the gospel and encourage kids to speak with you or another teacher if they have questions. Then pray, thanking God that Jesus came to be our perfect Priest and save us from our sin. As time allows, lead kids to complete “How Can You Worship God?” on the activity page.



JOURNAL PAGE

1. What does this story teach me about God or the gospel?
2. What does this story teach me about myself?
3. Are there any commands in this story to obey? How are they for God's glory and my good?
4. Are there any promises in this story to remember? How do they help me trust and love God?
5. How does this story help me to live on mission better?



Unit 26 • Session 1

JESUS WAS ANOINTED

Matthew 26; Mark 14; John 12

**HOW IS JESUS THE PERFECT PRIEST?
JESUS WAS THE PERFECT SACRIFICE FOR SIN, AND HE SPEAKS TO GOD
THE FATHER FOR US TODAY.**

The time was coming to celebrate the Passover. Every year, the Jewish people gathered together to remember a special event that happened long ago. When God's people were slaves in Egypt, God did great things to rescue His people. God had used Moses to lead His people out of Egypt to the promised land. God did not want the people to forget that time, so every year, the Jews had a feast.

Jesus and His disciples went to Simon's house for a meal. Jesus was reclining at the table when Lazarus' sister Mary came to Him. She had a jar of very expensive oil. Mary broke open the jar and poured the oil on Jesus' head and feet.

Some of Jesus' disciples were very upset! They thought Mary had wasted the expensive oil by pouring it on Jesus.

They told Mary that she had done the wrong thing, but Jesus spoke up. "Leave her alone," He said. "She has done a very good thing for Me."

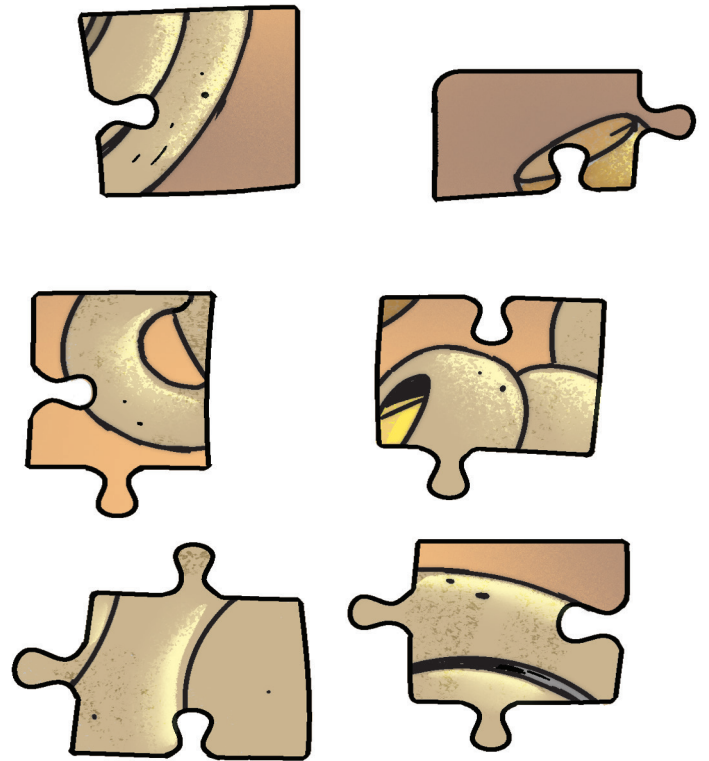

Then Jesus explained, "You will always have people around you who are poor, but you will not always have Me. Mary has poured oil on My body to get it ready for burial."

Jesus said that wherever the gospel was told in the whole world, people would also hear about Mary and what she had done.

Christ Connection: Pouring the expensive oil on Jesus was not a waste; it was worship. By allowing Mary to anoint Him, Jesus showed that He is more valuable than anything. Jesus knew He would soon die, be buried, and rise from the dead on the third day to rescue sinners.

FOLD

Complete the Puzzle | Use the grid to draw in the missing puzzle pieces. Use the pieces below as a guide.



How Can You Worship God? | Mary worshiped Jesus when she anointed Him with oil. Write two or three ways you can worship Jesus.

A decorative border made of repeating orange and brown geometric patterns surrounds a writing area. The writing area contains three horizontal lines for text.



NAME:



Jesus Was Anointed

BIBLE STORY SUMMARY:

- While Jesus ate a meal with friends, Mary anointed Jesus with very expensive oil.
- Some of the disciples became angry. They thought Mary had wasted the oil.
- Jesus told the disciples that Mary had done a very good thing for Him. He said that Mary had prepared His body for burial and that wherever the gospel was told, Mary would be remembered.

CHRIST CONNECTION:

Pouring the expensive oil on Jesus was not a waste; it was worship. By allowing Mary to anoint Him, Jesus showed that He is more valuable than anything. Jesus knew He would soon die, be buried, and rise from the dead on the third day to rescue sinners.

KEY PASSAGE: Hebrews 4:15

BIG PICTURE QUESTION:

How is Jesus the perfect Priest? Jesus was the perfect sacrifice for sin, and He speaks to God the Father for us today.