

Unit 26: The Arrest of Jesus

Unit Description: The time for Jesus' rejection was at hand. After sharing a special meal with His disciples, Jesus was betrayed by one of His own and was arrested. Even as His death approached, Jesus continued to act as a perfect Priest, loving His followers and praying to the Father on their behalf.

Big Picture Question: How is Jesus the perfect Priest? Jesus was the perfect sacrifice for sin, and He speaks to God the Father for us today.



SESSION 1: Jesus Was Anointed

Matthew 26; Mark 14; John 12



SESSION 2: Jesus Shared a Last Meal

Matthew 26; Mark 14; Luke 22



SESSION 3: Jesus Was Arrested

Matthew 26; Mark 14; Luke 22



SESSION 4: Jesus Is Our Perfect Priest

Hebrews 7

**For we do not have a high priest who is unable to empathize with our weaknesses, but we have one who has been tempted in every way, just as we are—yet he did not sin.
Hebrews 4:15 NIV**



UNIT 26 | SESSION 2

JESUS SHARED A LAST MEAL

MATTHEW 26; MARK 14; LUKE 22

KEY PASSAGE:

Hebrews 4:15

BIG PICTURE QUESTION:

How is Jesus the perfect Priest? Jesus was the perfect sacrifice for sin, and He speaks to God the Father for us today.

CHRIST CONNECTION:

God's people had broken the old covenant, and God promised to make a new covenant to forgive sins. The new covenant says that everyone who turns away from sin and trusts in Jesus' death and resurrection will be forgiven of his sins and will have eternal life.



PREPARE

PRIOR TO TEACHING THE SESSION



PREPARE

PREPARE YOUR HEART TO TEACH; PLAN THE SESSION



WELCOME

GREET KIDS AND OPEN THE SESSION



LEARN

TEACH KIDS THE STORY OF THE GOSPEL



LOVE

LEAD KIDS TO LOVE THE GOD OF THE GOSPEL



LIVE

LEAD KIDS TO LIVE OUT THE MISSION OF THE GOSPEL

LEADER Bible Study

The time came nearer for Jesus and His disciples to celebrate Passover together. Christ knew the betrayal would take place soon, yet He earnestly desired to break bread and recline at the table with His closest friends. He was aware of the suffering that was soon to come, too, yet He still took to the cross for our salvation; He endured it all for the joy set before Him.

The Passover celebrated the works of God on His people's behalf, as He freed them from Egyptian bondage. Each year, they gathered so as not to forget their miraculous deliverance from slavery. Out of these age-old traditions came the Lord's Supper—a celebration of His new covenant.

What was the significance of the last meal taking place on the first day of Unleavened Bread? How did this tie into the promises of God's new covenant in Jesus?

The first day of Unleavened Bread was a time when the Israelites would sacrifice their Passover lambs. They observed this tradition in remembrance of the blood of the lamb, which signified that God should pass over their home amid the last Egyptian plague. Since that event, they would continue to sacrifice a lamb in memory of God's faithfulness in saving His people.

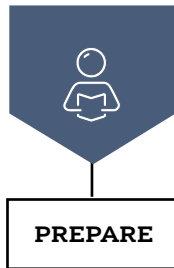
Even though Jesus had predicted His

death, the disciples still did not comprehend all that Jesus would suffer. As He offered the cup and broke bread at their side, they could not fathom all that Christ would soon endure for them to have forgiveness and eternal life in His name. While the priests before Him could only offer up a sacrificial lamb in their place, only Jesus could truly be the sacrifice needed to atone for sin. He was the promised eternal Lamb of God who died in our place that we may truly live.

Explain to kids that the disciples did not initially have the full picture of God's great plan of redemption as we do today. Unlike the disciples, we have the entire Bible before us to know Jesus as the object of our faith and experience everlasting life through Him.

TERMS TO KNOW

The Last Supper: the last meal Jesus shared with His disciples before the crucifixion. This new tradition, a celebratory communal meal, forms the heart of Christian worship and will be celebrated until the second coming of Christ.



PRIOR TO TEACHING THE SESSION

GATHER Supplies

Keep a regular supply of the following items available at all times: Bibles, pens or pencils, markers, crayons, colored pencils, scissors, glue or tape, paper.



WELCOME

Activity Page

- “What Is Different?” activity page

Session Starter (Option 2)

- matzo bread
- cup of grape juice



LEARN

Introduce the Session

- countdown video

Big Picture Question

- Big Picture Question Poster

Review the Timeline

- Giant Timeline

Tell the Bible Story

- “Jesus Shared a Last Meal” video
- Bible Story Picture Poster
- bread and grape juice (optional)

Questions from Kids

- “Unit 26, Session 2” questions from kids video

Missions Moment

- “Church Planting in Seattle” missions video

Key Passage Activity

- Key Passage Poster
- “Gracious Father (Hebrews 4:15)” song
- worship song of your choice (optional)
- sticky notes



LOVE

Review & Bible skills

- Small Group Timeline and Map Set
- world map



LIVE

Activity Choice (Option 1)

- “Seattle Space Needle Photo” printable
- swim noodles, 2
- flying discs, 2

Activity Choice (Option 2)

- Big Picture Question Poster
- hole punches, 1 per group
- strands of yarn, 1 per group

Journal and Prayer

- Journal Page
- “The New Covenant” activity page



WELCOME Kids

Greet each kid as he or she arrives. Use this time to collect the offering, fill out attendance sheets, build relationships, and help new kids connect to your group.

SAY “ Are there certain times of the year when you and your family share a big meal together? When? What foods do you eat during these big meals? ”

1 ACTIVITY PAGE (5 minutes)

Invite kids to complete “What’s Different?” on the activity page.

SAY “ Great job finding the differences! Today, we will learn about a last meal Jesus shared with His disciples and why this meal is important for us today. ”

2 SESSION STARTER (10 minutes)

OPTION 1: WHICH IS BETTER?



Ask kids to think about and then discuss which of the following options they think is better. Lead kids to raise their hands and share the reason why they chose each particular option. Consider using the following examples or choose your own:

- Cotton candy or pizza
- Tag or hide and seek
- Video games or playing sports outside
- Getting presents or giving presents
- Going out to eat or eating at home
- Water parks or theme parks

SAY “ These options were based on personal choice. None of them are really better than the other. However, the Bible teaches us that God does have something better for us. The story of the Bible reveals God’s plan to send a better Prophet, Priest, and King who would save people from their sins. Today, we will learn that Jesus shared a meal with His disciples and revealed that He had come to make a new and better covenant. Let’s learn why this covenant is better. ”

OPTION 2: PASSOVER AND JESUS



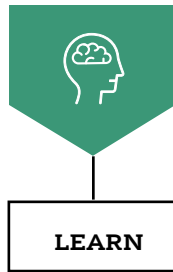
Remind kids that Jews celebrated Passover to remember how God saved His people from slavery in Egypt. Tell the kids that the Passover meal had specific foods that were shared to symbolize the events of the exodus from Egypt. Explain that one of these foods is bread called matzo. Hold up a piece of matzo bread. Tell kids that the Israelites had to flee Egypt in a hurry and did not have time to make bread that would rise. Explain that the bread is flat because it has no yeast. Pass around the matzo for kids to see and touch.

Tell kids that during Passover, the Jewish people drank the juice of grapes. Explain that the grape juice symbolized God redeeming people from Egypt. Hold up a cup of grape juice and then pass it around to the kids. Tell kids that God saved the people who covered their doorpost with the blood of a lamb.

SAY “ Jesus shared these foods with His disciples, and He explained how they ultimately pointed to Him. Let’s learn how the bread and the grape juice are about Jesus. ”

Transition from **WELCOME** to **LEARN**





THE STORY OF THE GOSPEL

INTRODUCE the Bible Story

1 INTRODUCE THE SESSION (3 minutes)

Show the countdown video as you transition to introduce the Bible story. Set it to end as the session begins.

SAY “ Hi, kids! My name is [your name]. I am glad you are today! Today, we will learn how Jesus shared a special meal with His disciples the night before He was arrested. This special meal was called Passover, and it was a time to remember how God saved His people from slavery in Egypt. God was faithful to keep His promise and rescue His people. But this rescue pointed to an even greater rescue, one that would save people from their sins forever.

Let’s take out our Bibles and get ready to learn more about Jesus’ last meal with His disciples and how He taught His disciples about a new and better promise. [Distribute Bibles to kids who need one.] ”

2 BIG PICTURE QUESTION (1 minute)

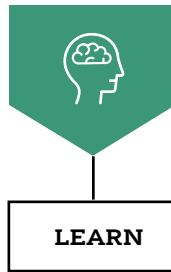
SAY “ Last week, we learned a new big picture question: **How is Jesus the perfect Priest?** Do you remember the answer? [Allow responses.] The answer is, **Jesus was the perfect sacrifice for sin, and He speaks to God the Father for us today.** Let’s say the answer together: **Jesus was the perfect sacrifice for sin, and He speaks to God the Father for us today.**

Priests were responsible for the animal sacrifices to atone or pay for the people’s sins. Jesus is better than the animal sacrifices. He gave His own body to be sacrificed to pay for our sins once and for all. Today, we will learn that Jesus taught His disciples that His own body would be broken and His blood shed so that we can have forgiveness of sins. ”

3 REVIEW THE TIMELINE (1 minute)

Show the giant timeline. Point to individual Bible stories as you review.

SAY “ Last week, we learned that Jesus was anointed by Mary. Jesus told His disciples that Mary’s gift was an act of worship and that it also prepared Him for burial. Jesus’ time on earth was soon coming to an end. Our Bible story today took place just before Jesus was arrested. Today, we will read how Jesus shared a last meal with His disciples and taught them more about the sacrifice He would make to save people from their sins. ”



THE STORY OF THE GOSPEL

LEARN the Bible Story

1 TELL THE BIBLE STORY: VIDEO OR STORYTELLER (10 minutes)

Open your Bible to Matthew 26; Mark 14; Luke 22. Use the Bible storytelling tips to help you tell the story, or show the Bible story video “Jesus Shared a Last Meal.” Use the bold text to retell or review the story.

JESUS SHARED A LAST MEAL

“ Jesus and His disciples were in Jerusalem to celebrate Passover and remember how God had delivered His people from slavery in Egypt. Jesus sent Peter and John to get the Passover meal ready. He said, “Go into the city, and you will meet a man carrying a jug of water. Follow him.”

Jesus said that the man with the water would go to a house, and the homeowner would show Peter and John a large room upstairs with furniture in it. That was the place Jesus wanted them to get the Passover meal ready. So Peter and John did as Jesus said.

When the Passover meal was ready, Jesus and His disciples reclined to eat. Jesus said, “Truly I tell you, one of you will betray Me.” The disciples were upset, but Jesus knew this was part of God’s plan. Each of Jesus’ disciples asked, “Surely not I, Lord?”

But when Judas Iscariot (iss KAR ih aht) said, “Surely not I, Teacher?” Jesus said, “Yes, it’s you.”

Then Jesus took the bread, gave thanks to God for it, broke it, and then gave it to His disciples to eat. Jesus said, “This is My body, which I am giving for you. Do this to remember Me.”

Jesus took the cup and gave it to His disciples. They drank from it, and Jesus said, “This is My blood of the new covenant, which is poured out for many for the forgiveness of sins.” Jesus showed His disciples with the bread and the drink that He is the true Passover Lamb.

They sang a hymn together, and then they went out to the Mount of Olives outside the city.

Christ Connection: God’s people had broken the old covenant, and God promised to make a new covenant to forgive sins. The new covenant says that everyone who turns away from sin and trusts in Jesus’ death and resurrection will be forgiven of his sins and will have eternal life. ”

STORYTELLING TIPS

Sit at a table: Invite kids to sit around you at table while you tell the story.

Hold up the elements: Display bread and grape juice as you mention them in the story. Break the bread when you teach about Jesus’ body being broken.



THE STORY OF THE GOSPEL

2 REVIEW THE BIBLE STORY

SAY “ God promised Abraham, Isaac, and Jacob that He would always be with His people. So when the Jewish people were enslaved in Egypt, God had a plan to rescue them. When the Jews celebrated Passover and remembered how God saved them, it was also a reminder that they could not save themselves. It was God’s power that brought them out of Egypt. And it was God’s faithfulness that helped them to escape. But God’s people did not keep their promise to be faithful to God and obey Him. No one is perfect like God. Even Jesus’ own disciples were sinners. Who did Jesus say would betray Him? [Allow responses.] Jesus said Judas would betray Him.

Since all people sin and no one perfectly obeys God, we need a Savior. We need someone who is perfect and can pay for our sin. Jesus came to sacrifice Himself so we can be forgiven. Jesus is our perfect Priest because He **was the perfect sacrifice for sin, and He speaks to God the Father for us today**. When Jesus taught His disciples about the bread and the cup, He was showing them that He had come to start a new covenant that did not depend on our perfection but on His.

What do the bread and the cup represent? [Allow responses.] The bread is a symbol of Jesus’ body, and the cup is a symbol of Jesus’ blood. Both elements remind us of the sacrifice Jesus made so that we could be forgiven. Only His sacrifice can save us from our sin. The new covenant made a way for anyone who trusts in Jesus to be saved. ”

3 CHRIST CONNECTION

SAY “ God’s people had broken the old covenant, and God promised to make a new covenant to forgive sins. The new covenant says that everyone who turns away from sin and trusts in Jesus’ death and resurrection will be forgiven of his sins and will have eternal life. ”

(Tip: Use Scripture and the Gospel Plan Poster to explain how to become a Christian. Make sure kids know when and where they can ask questions.)

4 QUESTIONS FROM KIDS (3 minutes)

Show the “Unit 26, Session 2” questions from kids video. Prompt kids to discuss:

1. What do you tell people who do not understand how grape juice symbolizes Jesus’ blood?
2. Why is the new covenant better than the old covenant?

5 MISSIONS MOMENT (3 minutes)

Tell kids that between 92 and 96 percent of the population in Seattle, Washington, do not attend a Bible believing church. Remind kids that the Elliff family moved to Seattle to help start new churches and tell people about Jesus. Play the missions video.

SAY “ The North American Mission Board’s Send City hopes that more churches can be started in the Seattle area to reach the 4.7 million people who live there. When we give our money to missions like this, we are helping missionaries start new churches and tell others about Jesus. Send City



THE STORY OF THE GOSPEL

| hopes to start 135 new churches in the next five years. ”

Close in prayer, thanking God for the Elliff family and other missionaries who are starting churches in Seattle. Ask God to help people be generous with their money so that more churches can be started. Pray that the people of Seattle will have hearts that are ready to hear and believe the good news about Jesus.

6 KEY PASSAGE ACTIVITY (5 minutes)

Show the key passage poster. Lead kids in reading aloud Hebrews 4:15 together.

SAY “ Jesus is our perfect Priest who was tempted but never sinned. We do sin and we cannot make ourselves perfect. Jesus became our sacrifice for sin so that we can be forgiven. ”

Using sticky notes, cover one or two words of the key passage poster. Direct kids to say the key passage aloud and fill in the missing words. Continue covering one or two words at a time. After several rounds, cover all of the words of the key passage and invite volunteers to say the key passage from memory.

Lead kids to sing “Gracious Father (Hebrews 4:15).” You may also choose to sing a worship song of your choice.

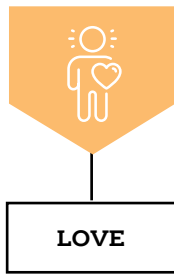
7 PRAY (2 minutes)

Invite kids to pray before transitioning to Love.

SAY “ God, thank You for sending Jesus to make a new and better covenant that saves anyone who trusts in Him. Help us in our temptations so that we do not sin. We love You, in Jesus’ name, amen. ”

Transition from **LEARN** to **LOVE**





THE GOD OF THE GOSPEL

LOVE God by Applying the Story

1 REVIEW & BIBLE SKILLS (5 minutes)

Distribute Bibles and display the New Testament Israel Map. Guide kids to open their Bibles to Matthew 26. Tell kids that prior to the Passover, Jesus was in Bethany (I5) where He ate a meal at the home of Simon and was anointed with oil by Mary. Explain that from there Jesus walked to Jerusalem (H5) where He celebrated Passover with His disciples.

Consider comparing the New Testament Israel Map to a modern-day map to help kids understand where these stories took place. (Tip: Locate the areas in and around modern-day Jerusalem.) Choose a volunteer to read aloud Matthew 26:28.

SAY “ The Old Testament sacrifices required the shedding of an animal’s blood. The Bible tells us that our sin leads to death and so there is no forgiveness without the shedding of blood. But the animal sacrifices had to be repeated over and over again. The author of Hebrews teaches us that it was impossible for the animal sacrifices to completely take away sins.

Jesus told His disciples that the cup represented His blood of the new covenant. Only Jesus’ shed blood on the cross takes away our sin and offers us forgiveness of sins. The sacrifice He made is once and for all. The new covenant made a way for anyone who trusts in Jesus to be saved. ”

2 GROUP DISCUSSION (10 minutes)

Ask the following questions. Lead the group to discuss.

SAY “ Why is the new covenant better than the old covenant? ”

Discuss how under the old covenant animals were sacrificed for sins but under the new covenant Jesus sacrificed Himself for our sins. Tell kids that only Jesus’ blood washes away our sin for all time and gives us complete forgiveness. Tell kids that anyone—Jew or Gentile—is saved when they trust in Jesus as Lord and Savior.

(Option: Choose a volunteer to read Heb. 8:10-13.)

SAY “ Jesus’ meal with His disciples is also called the Lord’s Supper. Why did Jesus say to take the Lord’s Supper in remembrance of Him? ”

Prompt kids to think about how the Passover was celebrated to remember how God saved His people from slavery in Egypt. Discuss how the Lord’s Supper is practiced to remember how God saved us through Jesus’ sacrifice on the cross. Lead kids to think about how this meal is meant to remind us that we cannot save ourselves and to give thanks for Jesus’ sacrifice.

(Option: Choose a volunteer to read 1 Cor. 11:25-26.)

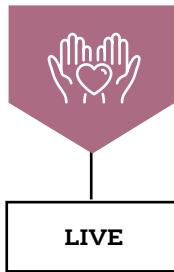
SAY “ Can anyone take the Lord’s Supper? Why not? ”

Explain that the Lord’s Supper is a practice for born again believers only. Tell kids that anyone who has trusted in Jesus and has repented of their sins can take the Lord’s Supper.

(Option: Choose a volunteer to read 1 Cor. 11:27-28.)

Transition from **LOVE** to **LIVE**





THE MISSION OF THE GOSPEL

LIVE the Mission

1 ACTIVITY CHOICE (10 minutes)

OPTION 1: SPACE NEEDLE RELAY



Print a copy of the “Seattle Space Needle Photo” printable and display it to the kids. Tell kids that the Space Needle is an icon of the city of Seattle and is 605 feet tall. Tell kids that it has an observation deck and a rotating restaurant.

Form two teams and ask the teams to line up behind a start line. Provide the first kid of each team with a flying disc and a swim noodle. Tell kids to balance the flying disc on top of the noodle, similar to the Space Needle, as they walk to the finish line. Direct kids to then return to the start line to hand off the “Space Needle” to the next kids on their teams. The first team to have all kids take the “Space Needle” to the finish line and return is the winner.

SAY “ The Space Needle is a tall structure but it cannot take people to God. The people of Seattle need to hear about the only way to God—through faith in Jesus. We can pray that God will start more churches so more people can hear about Jesus and be saved. ”

OPTION 2: NEW HEARTS



Form kids into groups of four. Provide each kid with a piece of paper, markers, and a Bible. Lead kids to draw a heart on their papers. Then direct kids to look up and read Jeremiah 31:31-34. Ask groups to work together to write specific key words, phrases, or meanings from these verses on their hearts. For example, a group might choose to write new covenant, laws written on hearts, I will be their God, and remember sins no more.

After kids in each group have written on their hearts, lead groups to cut out the hearts. Then using a hole punch and yarn, direct groups to string their hearts together to form a banner. Hang the banners around the room and use them as a way to remember that Jesus’ sacrifice established the new covenant.

SAY “ God always had a plan to bring a new and better covenant through the blood of Jesus. When we trust in Jesus, He gives us new hearts that desire to love and obey Him. ”

2 JOURNAL AND PRAYER (5 minutes)

Distribute journal pages and pencils. Guide kids to think about and answer the questions listed on the page. As kids journal, invite them to share their ideas.

- What does this story teach me about God or the gospel?
- What does the story teach me about myself?
- Are there any commands in this story to obey? How are they for God’s glory and my good?
- Are there promises in this story to remember? How do they help me trust and love God?
- How does this story help me to live on mission better?

Review the gospel and encourage kids to speak with you or another teacher if they have questions. Then pray, praising God for Jesus’ sacrifice and the gift of the new covenant. As time allows, lead kids to complete “The New Covenant” on the activity page.



JOURNAL PAGE

1. What does this story teach me about God or the gospel?
2. What does this story teach me about myself?
3. Are there any commands in this story to obey? How are they for God's glory and my good?
4. Are there any promises in this story to remember? How do they help me trust and love God?
5. How does this story help me to live on mission better?



Unit 26 • Session 2

JESUS SHARED A LAST MEAL

Matthew 26; Mark 14; Luke 22

**HOW IS JESUS THE PERFECT PRIEST?
JESUS WAS THE PERFECT SACRIFICE FOR SIN, AND HE SPEAKS TO GOD
THE FATHER FOR US TODAY.**

Jesus and His disciples were in Jerusalem to celebrate Passover and remember how God had delivered His people from slavery in Egypt. Jesus sent Peter and John to get the Passover meal ready. He said, "Go into the city, and you will meet a man carrying a jug of water. Follow him."

Jesus said that the man with the water would go to a house, and the homeowner would show Peter and John a large room upstairs with furniture in it. So Peter and John did as Jesus said.

When the Passover meal was ready, Jesus and His disciples reclined to eat. Jesus said, "Truly I tell you, one of you will betray Me." Jesus knew this was part of God's plan. Each of Jesus' disciples asked, "Surely not I, Lord?"

But when Judas Iscariot (iss KAR ih aht) said, "Surely not I, Teacher?" Jesus said, "Yes, it's you."

Then Jesus took the bread, gave thanks to God for it, broke it, and then gave it to His disciples to eat. Jesus said, "This is My body, which I am giving for you. Do this to remember Me."

Jesus took the cup and gave it to His disciples. They drank from it, and Jesus said, "This is My blood of the new covenant, which is poured out for many for the forgiveness of sins." Jesus showed His disciples with the bread and the drink that He is the true Passover Lamb.

Christ Connection: God's people had broken the old covenant, and God promised to make a new covenant to forgive sins. The new covenant says that everyone who turns away from sin and trusts in Jesus' death and resurrection will be forgiven of his sins and will have eternal life.

What Is Different? | Look at each picture of Jesus sharing the Passover meal and circle the 10 differences.



The New Covenant | God established the new covenant through Jesus' death on the cross. Draw a cross next to the statements from today's Bible story that describe the new covenant. Refer back to the Bible story on the other side to help you.

The new covenant is only for the nation of Israel.

Animal sacrifices were made.

Jesus' blood was poured out to forgive sins.

We must obey the law to be forgiven.

Anyone who trusts in Jesus will have eternal life.

Jesus' body was broken on the cross.

We do not have to turn away from sin to trust in Jesus.

Jesus is the Passover Lamb who died for sinners.



NAME:



Jesus Shared a Last Meal

BIBLE STORY SUMMARY:

- Jesus and His disciples were in Jerusalem to celebrate Passover. Jesus broke bread and gave it to His disciples to eat. He gave them a cup to drink from as well.
- Jesus said the bread was like His body, which He gave to be broken for us.
- Jesus said the cup was like the blood of the new covenant, which is poured out for many for the forgiveness of sins.

CHRIST CONNECTION:

God's people had broken the old covenant, and God promised to make a new covenant to forgive sins. The new covenant says that everyone who turns away from sin and trusts in Jesus' death and resurrection will be forgiven of his sins and will have eternal life.

KEY PASSAGE: Hebrews 4:15

BIG PICTURE QUESTION:

How is Jesus the perfect Priest? Jesus was the perfect sacrifice for sin, and He speaks to God the Father for us today.