

Unit 27: The Death and Resurrection of Jesus

Unit Description: The darkest day the world has ever seen became the brightest day one glorious Sunday morning. After Jesus was unjustly convicted of a crime, He was crucified and His body was placed in a tomb. But on the third day, Jesus rose from the dead, defeating sin and death and rising again as the conquering King.

Big Picture Question: How is Jesus the perfect King? Jesus perfectly rules over the universe as the King of kings.




SESSION 1: Jesus Was Put on Trial

Matthew 26–27; Mark 14–15; Luke 22–23; John 18



SESSION 2: Jesus Was Crucified

Matthew 27; Mark 15; Luke 23–24; John 19–20



SESSION 3: Jesus Was Raised

Matthew 27–28; Mark 15–16; Luke 23–24; John 19–20



SESSION 4: Jesus Is Our Perfect King

Colossians 1

Then I heard every creature in heaven and on earth and under the earth and on the sea, and all that is in them, saying: “To him who sits on the throne and to the Lamb be praise and honor and glory and power, for ever and ever!”

Revelation 5:13 NIV



UNIT 27 | SESSION 2

JESUS WAS CRUCIFIED

MATTHEW 27; MARK 15; LUKE 23-24;
JOHN 19-20

KEY PASSAGE:

Revelation 5:13

BIG PICTURE QUESTION:

How is Jesus the perfect King? Jesus perfectly rules over the universe as the King of kings.

CHRIST CONNECTION:

We deserve to die because of our sin, but God loves us and kept His promise to send a Savior. Jesus never sinned, but He died in our place. Now those who trust in Him have forgiveness through his blood and are no longer separated from God.



PREPARE

PRIOR TO TEACHING THE SESSION



PREPARE

PREPARE YOUR HEART TO TEACH; PLAN THE SESSION



WELCOME

GREET KIDS AND OPEN THE SESSION



LEARN

TEACH KIDS THE STORY OF THE GOSPEL



LOVE

LEAD KIDS TO LOVE THE GOD OF THE GOSPEL



LIVE

LEAD KIDS TO LIVE OUT THE MISSION OF THE GOSPEL

LEADER Bible Study

Here in the New Testament crucifixion accounts, we read of Christ taking to the cross on our behalf. In this place where Jesus was stripped of His dignity, we find ourselves clothed in His righteousness by faith.

Why did the omnipotent Jesus choose the cross? How did the suffering of Jesus lead to life everlasting for us? It was through the undeserved disgrace He endured that we would receive God's unwarranted grace and the gift of new life.

In the events leading up to His crucifixion, the King of glory faced criminal charges based on His claim to kingship. We read that the scoffers in the crowd and rulers of the day failed to truly realize His eternal reigning power that transcended the politics of their day. Though He was truly the all-powerful Son of God, He was unwilling to save Himself, that He might save us instead through suffering on our behalf. He refused to bow down to the hateful whims of the world, even despite the physical torture He was forced to endure. How heartbreaking to consider the insults hurled at the only truly innocent One, even from the mouths of the criminals who hung at His side on the cross.

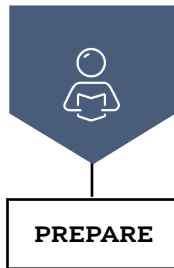
In the aftermath of such excruciating punishment—and at the hands of so many of His own people, at that—the Son of Man was

laid to rest in a garden tomb, thus fulfilling the burial prophecy of Isaiah 53:9. The ultimate price was paid by the God who keeps His promises, from the old covenant now into the new.

Teach your kids that on Calvary's hill as darkness fell upon the earth, we got to experience the life that could only come from the death of God's own Son. He who knew no sin experienced the depths of separation from the Father so that we would not have to endure such darkness. Christ took on the feeling of forsakenness so that we would never have to know what life is like without Him; this is our invitation to everlasting life that is only received by faith alone.

TERMS TO KNOW

Crucifixion: method the Romans used to execute Jesus Christ; the most painful and degrading form of capital punishment in the ancient world



PRIOR TO TEACHING THE SESSION

GATHER Supplies

Keep a regular supply of the following items available at all times: Bibles, pens or pencils, markers, crayons, colored pencils, scissors, glue or tape, paper.



WELCOME

Activity Page

- “Amazing Sacrifice” activity page

Session Starter (Option 2)

- plastic tablecloths, 1 per table
- plastic cups filled with water, 1 per table
- watercolor paints, 1 per kid
- paintbrushes, 1 per kid
- painter’s tape



LEARN

Introduce the Session

- countdown video

Big Picture Question

- Big Picture Question Poster

Review the Timeline

- Giant Timeline

Tell the Bible Story

- “Jesus Was Crucified” video
- Bible Story Picture Poster
- picture of a crown of thorns (optional)

Questions from Kids

- “Unit 27, Session 2” questions from kids video

Missions Moment

- “Luther Rice Silhouette” printable

Key Passage Activity

- Key Passage Poster
- “To the Lamb Forever and Ever (Revelation 5:13)” song
- worship song of your choice (optional)



LOVE

Review & Bible skills

- Small Group Timeline and Map Set
- world map



LIVE

Activity Choice (Option 1)

- “Horse Head Silhouette” printable, 1 per kid
- glow in the dark markers
- craft sticks, 1 per kid
- flashlight

Activity Choice (Option 2)

- Big Picture Question Poster
- The Gospel: God’s Plan For Us Poster

Journal and Prayer

- Journal Page
- “Bible Verse Match” activity page



WELCOME Kids

Greet each kid as he or she arrives. Use this time to collect the offering, fill out attendance sheets, build relationships, and help new kids connect to your group.

SAY “Have you ever followed through with a plan? What was your plan? Why did you stick to the plan and complete it?”

1 ACTIVITY PAGE (5 minutes)

Invite kids to complete “Amazing Sacrifice” on the activity page.

SAY “Jesus’ death on the cross was an amazing sacrifice we do not deserve. Today, we will learn how Jesus followed God’s plan to die for the sins of the world.”

2 SESSION STARTER (10 minutes)

OPTION 1: NAME THE CONSEQUENCE



Lead kids to think about the consequences of our words and actions. Ask kids to give you a consequence for each of the following examples. Tell kids that each example may have more than one type of consequence. Consider using the following examples or create your own:

- Cheating on a test
- Yelling at your mom
- Hitting your brother
- Running a red light
- Lying to your teacher
- Gossiping about a classmate
- Stealing candy from a store

SAY “Our sinful actions or words can have immediate consequences. Yet, all sin has an ultimate consequence: death. The punishment of sin is death because God is holy and without sin. Because we are all sinners this is very sad news. But there is good news! God made a plan to save us from sin and death through His Son, Jesus. Let’s get ready to learn how Jesus took our punishment.”

OPTION 2: WATERCOLOR CROSS

Cover tables with plastic tablecloths and place several plastic cups filled with water, watercolor paints, and a roll of painter’s tape at each table. Direct kids to sit around tables and distribute a piece of paper and a paintbrush to each kid. Challenge kids to take the painter’s tape and tear off a piece that is long enough to go from the top to the bottom of their papers. Then direct them to tear another piece of tape to place across their paper, side to side, forming a cross. Next, encourage kids to use the water colors to paint all the white areas on their papers. Allow paint to dry. Direct kids to carefully remove the tape, revealing a white cross.

SAY “God loves us so much that He sent Jesus, His one and only Son, to die on the cross and save us from our sins. I hope this painting will help you remember the love God has for you and the forgiveness that we can have through Jesus. Let’s get ready to learn more about the amazing sacrifice Jesus made for you and for me.”

Transition from **WELCOME** to **LEARN**





THE STORY OF THE GOSPEL

INTRODUCE the Bible Story

1 INTRODUCE THE SESSION (3 minutes)

Show the countdown video as you transition to introduce the Bible story. Set it to end as the session begins.

SAY “ Hi, I’m [your name]. I’m so excited you are here this morning! Who brought their Bible to church today? Hold it up and show me! [Distribute Bibles to kids who need one.] The Bible is the most important Book we will ever own or read. It gives us the best news ever—we can be saved from our sin!

Today, we are going to talk about Jesus’ death on the cross. Some stories in the Bible, like this one, are hard to hear. Jesus was hurt and sacrificed His life to pay for our sins. As we read our story, we will be reminded that because of Jesus’ death on the cross, our sin can be forgiven, and we can have life with God forever. ”

2 BIG PICTURE QUESTION (1 minute)

SAY “ Let’s review our big picture question and answer. **How is Jesus the perfect King?** Does anyone remember the answer? [Allow kids to respond.] Let’s say it together: **Jesus perfectly rules over the universe as the King of kings.** Let’s say it together one more time: **Jesus perfectly rules over the universe as the King of kings.**

Today, we will read how people mocked Jesus by calling Him the ‘King of the Jews.’ They did not really believe Jesus is King. But Jesus is King! And He’s not just King of the Jews, He is King of the universe. Jesus, the King, took on the role of a servant by laying down His life for us. He was obedient to the point of death to save us from sin. While Jesus may have been mocked and rejected, one day every knee will bow and every tongue confess that He is the King of kings. ”

3 REVIEW THE TIMELINE (1 minute)

Show the giant timeline. Point to individual Bible stories as you review.

SAY “ Before Jesus was born, an angel of the Lord appeared to Joseph in a dream. The angel told Joseph that Mary was going to have a baby son and they should name Him Jesus. Does anyone remember why the angel told Joseph to name Him Jesus? [Allow responses.] Yes, the angel said to name Him Jesus because He will save people from their sin. Today, we will read how the time had come to for Jesus to die on the cross so people can be saved from their sin. ”



THE STORY OF THE GOSPEL

LEARN the Bible Story

1 TELL THE BIBLE STORY: VIDEO OR STORYTELLER (10 minutes)

Open your Bible to Matthew 27; Mark 15; Luke 23–24; John 19–20. Use the Bible storytelling tips to help you tell the story, or show the Bible story video “Jesus Was Crucified.” Use the bold text to retell or review the story.

JESUS WAS CRUCIFIED

“ After Jesus was arrested and put on trial, soldiers took Jesus to the governor’s palace and gathered around Him. They took off His clothes and put a scarlet robe on Him. They made a crown of thorns and put it on His head. Then they hit Jesus and mocked Him. “Hail, King of the Jews!” they said.

The soldiers nailed Jesus to a cross. Then they cast lots to decide who would get His clothes. They made fun of Jesus by putting a sign above His head that said: **THIS IS JESUS, THE KING OF THE JEWS.** Two criminals were crucified next to Him, one on the right and one on the left.

As Jesus was on the cross, people passed by and mocked Him: “If You are the Son of God, come down from the cross!” Some said, “He saved others, but He cannot save Himself!” Even one of the criminals next to Jesus taunted Him.

From noon until three in the afternoon, darkness covered the land. Then Jesus cried out, “My God, My God, why have You abandoned Me?” Jesus cried out again with a loud voice, “It is finished!” Then Jesus died. Suddenly, the curtain in the temple sanctuary split in two, from top to bottom, and there was an earthquake.

Many women who had followed Jesus from Galilee were watching from a distance. A Roman soldier who was near the cross and those who were with him saw what was happening and said, “This man really was God’s Son!”

Jesus was buried in a rich man’s tomb cut into a rock. A stone was sealed in front of the tomb and Roman soldiers stood guard so that no one could steal Jesus’ body.

Christ Connection: We deserve to die because of our sin, but God loves us and kept His promise to send a Savior. Jesus never sinned, but He died in our place. Now those who trust in Him have forgiveness through his blood and are no longer separated from God. ”

STORYTELLING TIPS

Display a picture of a crown of thorns: Use a search engine to find and print off a picture of a crown of thorns. Display the picture to the kids. Remind kids that King Jesus suffered in our place.

Use emotion: Use a dramatic voice as you tell the story. Try to communicate the emotion and sadness of the day Jesus was crucified.



THE STORY OF THE GOSPEL

2 REVIEW THE BIBLE STORY

SAY “ It can be hard to hear all Jesus went through to provide salvation to all who trust in Him. But Jesus’ death was always God’s plan to save people from their sin and give them eternal life. Our salvation was costly, but Jesus willingly suffered, being beaten and mocked, and ultimately dying on the cross. As ugly as the cross can be, it is also a beautiful reminder of God’s great love for us.

What did the chief priests, scribes, and elders say to Jesus as He was on the cross? Look at Matthew 27:41-43. [Choose a volunteer to read aloud Matthew 27:41-43.] Many mocked Jesus as He was on the cross, including the religious leaders. They made fun of Jesus and told Him to come down from the cross and save Himself. Why didn’t Jesus save Himself? [Allow responses.] Jesus willingly laid down His life as part of God’s plan to save sinners.

After Jesus died, what did one of the Roman soldiers realize? Look at Matthew 27:54. [Choose a volunteer to read aloud Matthew 27:54.] The soldier had been assigned to watch Jesus. He saw all that happened during Jesus’ time on the cross. After witnessing Jesus’ death and the earthquake, he realized that Jesus truly is the Son of God.

Jesus is the only innocent man to ever walk this earth. He did not deserve to die. Our sin deserves death, but God sent His one and only Son to die in our place. Jesus’ perfect sacrifice has made the way for us to no longer be separated from God. Anyone who trusts in Jesus will be saved and have their sins forgiven once and for all. ”

3 CHRIST CONNECTION

SAY “ We deserve to die because of our sin, but God loves us and kept His promise to send a Savior. Jesus never sinned, but He died in our place. Now those who trust in Him have forgiveness through his blood and are no longer separated from God. ”

(Tip: Use Scripture and the Gospel Plan Poster to explain how to become a Christian. Make sure kids know when and where they can ask questions.)

4 QUESTIONS FROM KIDS (3 minutes)

Show the “Unit 27, Session 2” questions from kids video. Prompt kids to discuss:

1. What happened to the people who died before Jesus? Did they go to heaven?
2. How does Jesus’ death cover the sins of everyone who believes in Him?

5 MISSIONS MOMENT (3 minutes)

Display the “Luther Rice Silhouette” printable as you tell kids about the work of Luther Rice.

SAY “ Luther Rice helped start what would later be called the ‘Baptist Board of Foreign Mission.’ He traveled constantly from 1814 to 1817 to promote missions. He usually traveled by horseback, and sometimes in a stagecoach. Later in his career, he sometimes traveled by steamboat.



THE STORY OF THE GOSPEL

In 1814, Luther helped start a group that built a way for churches to work together to help support foreign and home missions, colleges, seminaries, and other ministries. Through Luther's efforts, Baptists in America worked together at the national level to help support missions and ministries. ”

Tell kids that Luther's work influenced others who would go on to become missionaries. Explain that former slave Lott Cary, one of the first African American missionaries to Africa, was greatly influenced by Luther. Close in prayer, thanking God for people working together to support missionaries in other countries. Pray that more missionaries will go to other countries to tell the good news about Jesus.

6 KEY PASSAGE ACTIVITY (5 minutes)

Show the key passage poster. Lead kids in reading aloud Revelation 5:13 together.

SAY “ Jesus is the King of kings who gave His life to save us from sin. Our key passage reminds us that all of creation will praise Him and worship Him. When we trust in Jesus, we are saved to live with Him in His kingdom forever. ”

Challenge kids to listen closely as you read the key passage aloud one time. Read the key passage a second time, but this time, stop periodically and challenge kids to fill in the missing words. Repeat reading and pausing, leaving out different words each time.

Lead kids to sing “To the Lamb Forever and Ever (Revelation 5:13).” You may also choose to sing a worship song of your choice.

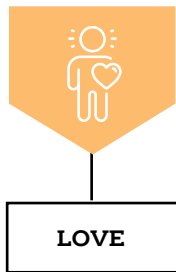
7 PRAY (2 minutes)

Invite kids to pray before transitioning to Love.

SAY “ Thank You, Lord, for the forgiveness and eternal life we have because of Jesus' death on the cross. Help us share the good news of salvation with those around us. In Jesus' name, amen. ”

Transition from **LEARN** to **LOVE**





THE GOD OF THE GOSPEL

LOVE God by Applying the Story

1 REVIEW & BIBLE SKILLS (5 minutes)

Distribute Bibles and display the New Testament Israel Map. Guide kids to open their Bibles to Mark 15. Explain that Jesus' crucifixion is recorded in all four of the Gospels—Matthew, Mark, Luke, and John. Tell kids that as we study God's Word, it is important to read all accounts of an event in Scripture to see the details each writer included.

Consider comparing the New Testament Israel Map to a modern-day map to help kids understand where these stories took place. (Tip: Locate the areas in and around modern-day Church of the Holy Sepulchre.) Choose a volunteer to read aloud Mark 15:38.

SAY “When Jesus said ‘It is finished’ and died, the temple curtain tore in two and there was an earthquake. The curtain stood between the Holy of Holies and the rest of the temple. The Holy of Holies was the place where God dwelt and where no man could enter, except for the high priest once a year to offer a sacrifice for the people’s sins.

Sin causes us to be separated from God. But through Jesus’ death on the cross, His blood washes away our sin when we trust in Him. Do we have access to God through Jesus? **[Allow responses.]** Yes! Anyone who trusts in Jesus is no longer separated from God and will experience forgiveness of sin and eternal life. ”

2 GROUP DISCUSSION (10 minutes)

Ask the following questions. Lead the group to discuss.

SAY “How does Jesus’ death show that God loves us? ”

Remind kids that ever since sin came into the world, God promised to send a Savior to rescue us from sin. Tell kids that God was faithful to that promise and that He sent Jesus. Explain that God showed His love for us because while we were sinners, Jesus died for us. Tell kids that God’s love is shown through His grace and His mercy because we receive forgiveness of sin and do not face the death sin leads to.

(Option: Choose a volunteer to read 1 John 4:9-10.)

SAY “How can I trust Jesus as my Savior? ”

Spend some time talking through *The Gospel: God’s Plan for Us*. Remind kids that the Bible tells us that when we confess Jesus as Lord and believe that God raised Him from the dead we will be saved.

(Option: Choose a volunteer to read Acts 16:30.)

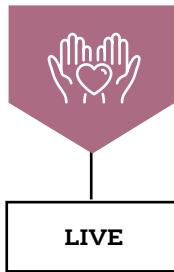
SAY “Who can you share the gospel with? ”

Answers will vary. Discuss how everyone needs to hear the good news of salvation through Jesus. Help kids understand how to use *The Gospel: God’s Plan for Us* to share their faith.

(Option: Choose a volunteer to read Rom. 1:16.)

Transition from **LOVE** to **LIVE**





THE MISSION OF THE GOSPEL

LIVE the Mission

1 **ACTIVITY CHOICE** (10 minutes)

OPTION 1: CARRY THE MESSAGE



Provide each kid with a “Horse Head Silhouette” printable, scissors, glow in the dark markers, craft stick, and glue. Lead kids to cut out the horse head and glue the craft stick to the back of the head. Direct kids to write Jesus died for our sins on the horse head using the glow in the dark markers. For younger kids, consider having them draw a cross on the horse head.

Turn off the lights and allow the kids to see their messages glow in the dark. Then take a flashlight and allow kids to take turns holding the flashlight behind the horse head to create a shadow on the wall. Encourage kids to move their horse shadow and “carry” their message around the walls of the room.

SAY “ Earlier, we learned that Luther Rice rode on horseback to raise funds for mission work. Luther was part of carrying the good news of Jesus around the world by telling others about mission work. We can also carry the message of the gospel to others and help them know Jesus died for their sins. ”

OPTION 2: SCRIPTURE HUNT



Distribute paper, pencils, and Bibles to each kid. Display a poster or write out the steps of The Gospel: God’s Plan For Us in front of the group as well as these references: Acts 16:31; Philippians 3:9; Colossians 1:16-17; Romans 6:23; Romans 5:8. Form kids into pairs. Challenge kids to use their Bibles to look up the verses and match them to the points of The Gospel: God’s Plan For Us. After kids have finished, challenge kids to consider if they have accepted Jesus as their Savior.

(Answers: God Rules: Colossians 1:16-17; We Sinned: Romans 6:23; God Provided: Romans 5:8; Jesus Gives: Philippians 3:9; We Respond: Acts 16:31)

SAY “ God loves us so much, He sent His Son, Jesus, to take the punishment for our sins. Through Jesus we can have forgiveness of sins, righteousness, and eternal life. If you have not asked Jesus to be your Savior, I would love to share more about God’s perfect plan of salvation with you. ”

2 **JOURNAL AND PRAYER** (5 minutes)

Distribute journal pages and pencils. Guide kids to think about and answer the questions listed on the page. As kids journal, invite them to share their ideas.

- What does this story teach me about God or the gospel?
- What does the story teach me about myself?
- Are there any commands in this story to obey? How are they for God’s glory and my good?
- Are there promises in this story to remember? How do they help me trust and love God?
- How does this story help me to live on mission better?

Review the gospel and encourage kids to speak with you or another teacher if they have questions. Then pray, praising God for the gift of salvation through faith in Jesus. As time allows, lead kids to complete “Bible Verse Match” on the activity page.



JOURNAL PAGE

1. What does this story teach me about God or the gospel?
2. What does this story teach me about myself?
3. Are there any commands in this story to obey? How are they for God's glory and my good?
4. Are there any promises in this story to remember? How do they help me trust and love God?
5. How does this story help me to live on mission better?



Unit 27 • Session 2

JESUS WAS CRUCIFIED

Matthew 27; Mark 15; Luke 23-24; John 19-20

HOW IS JESUS THE PERFECT KING? JESUS PERFECTLY RULES OVER THE UNIVERSE AS THE KING OF KINGS.

After Jesus was arrested and put on trial, soldiers took Jesus to the governor's palace. They took off His clothes and put a scarlet robe on Him. They made a crown of thorns and put it on His head. Then they hit Jesus and mocked Him. "Hail, King of the Jews!" they said.

The soldiers nailed Jesus to a cross. Then they cast lots to decide who would get His clothes. They made fun of Jesus by putting a sign above His head that said: THIS IS JESUS, THE KING OF THE JEWS.

As Jesus was on the cross, people passed by and mocked Him: "If You are the Son of God, come down from the cross!" Some said, "He saved others, but He cannot save Himself!" they said.


From noon until three in the afternoon, darkness covered the land. Then Jesus cried out, "My God, My God, why have You abandoned Me?" Jesus cried out again with a loud voice, "It is finished!" Then Jesus died. Suddenly, the curtain in the temple sanctuary split in two, from top to bottom, and there was an earthquake.

Jesus was buried in a rich man's tomb cut into a rock. A stone was sealed in front of the tomb and Roman soldiers stood guard so that no one could steal Jesus' body.

Christ Connection: We deserve to die because of our sin, but God loves us and kept His promise to send a Savior. Jesus never sinned, but He died in our place. Now those who trust in Him have forgiveness through his blood and are no longer separated from God.

FOLD

Amazing Sacrifice | Jesus died on the cross to provide us with the only way to have our sins forgiven. Complete the maze by finding the correct path to the cross.



Bible Verse Match | Use your Bible to look up each verse. Then match the Old Testament verse with its fulfillment from today's Bible story.

Psalm 22:1

Psalm 22:7-8

Psalm 22:16-18

Isaiah 53:5

Isaiah 53:9

A. The soldiers cast lots to see who would get Jesus' clothes.

B. Jesus was pierced for our sins and nailed to a cross.

C. Jesus cried out, "My God, My God, why have you abandoned Me?"

D. Jesus was buried in a rich man's tomb.

E. Jesus was mocked.



NAME:



Jesus Was Crucified

BIBLE STORY SUMMARY:

- After Jesus' trial, soldiers took off His clothes and put a scarlet robe on Him. They made a crown of thorns and put it on His head. Then they hit Jesus and mocked Him.
- The soldiers nailed Jesus to a cross. For three hours darkness covered the land.
- Jesus cried out, "It is finished!" Then Jesus died and the temple curtain split in two. Jesus was buried in a rich man's tomb.

CHRIST CONNECTION:

We deserve to die because of our sin, but God loves us and kept His promise to send a Savior. Jesus never sinned, but He died in our place. Now those who trust in Him have forgiveness through His blood and are no longer separated from God.

KEY PASSAGE: Revelation 5:13

BIG PICTURE QUESTION:

How is Jesus the perfect King? Jesus perfectly rules over the universe as the King of kings.