

Unit 27: The Death and Resurrection of Jesus

Unit Description: The darkest day the world has ever seen became the brightest day one glorious Sunday morning. After Jesus was unjustly convicted of a crime, He was crucified and His body was placed in a tomb. But on the third day, Jesus rose from the dead, defeating sin and death and rising again as the conquering King.

Big Picture Question: How is Jesus the perfect King? Jesus perfectly rules over the universe as the King of kings.




SESSION 1: Jesus Was Put on Trial

Matthew 26–27; Mark 14–15; Luke 22–23; John 18



SESSION 2: Jesus Was Crucified

Matthew 27; Mark 15; Luke 23–24; John 19–20



SESSION 3: Jesus Was Raised

Matthew 27–28; Mark 15–16; Luke 23–24; John 19–20




SESSION 4: Jesus Is Our Perfect King

Colossians 1

Then I heard every creature in heaven and on earth and under the earth and on the sea, and all that is in them, saying: “To him who sits on the throne and to the Lamb be praise and honor and glory and power, for ever and ever!”

Revelation 5:13 NIV



UNIT 27 | SESSION 3

JESUS WAS RAISED

MATTHEW 27-28; MARK 15-16; LUKE 23-24;
JOHN 19-20

KEY PASSAGE:

Revelation 5:13

BIG PICTURE QUESTION:

How is Jesus the perfect King? Jesus perfectly rules over the universe as the King of kings.

CHRIST CONNECTION:

Jesus died on the cross for our sins, but He didn't stay dead. God was pleased with Jesus' sacrifice and raised Jesus from the dead on the third day to reign as King over all creation. Jesus provides salvation from sin and the promise of eternal life.



PREPARE

PRIOR TO TEACHING THE SESSION



THE WEEK
PRIOR

PREPARE

PREPARE YOUR HEART TO TEACH; PLAN THE SESSION



10-15
MINUTES

WELCOME

GREET KIDS AND OPEN THE SESSION



25-30
MINUTES

LEARN

TEACH KIDS THE STORY OF THE GOSPEL



15-20
MINUTES

LOVE

LEAD KIDS TO LOVE THE GOD OF THE GOSPEL



15-20
MINUTES

LIVE

LEAD KIDS TO LIVE OUT THE MISSION OF THE GOSPEL

LEADER Bible Study

Amidst the darkness of the crucifixion story, the promise of new life in Jesus sprang forth. Here in these passages, the truth of Christ's victory became known first to His closest followers and then was spread throughout the rest of the world.

With what power was Jesus raised from the grave? How did these events tie into the story of the gospel or into our own lives? Every word of the Scriptures works in harmony to point to the reality of Christ's death and resurrection. Through His victory over sin and death, those who believe in His name find everlasting life through Him, God's Son.

Despite the security of the closely guarded tomb, Christ still rose again from the grave. Though the chief priests conspired to stop the truth of His resurrection from circulating, the truths of Christ's enduring power still resounded. The guards in their earthly strength, as well as the priests in their worldly power, stood no chance against the unstoppable might of the one, true Son of God.

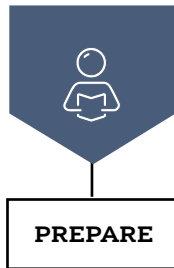
The Spirit of God that raised Christ from the dead was not just a once-and-done deal. In fact, that same Spirit is alive inside of those who profess faith in Jesus even still today. Remind kids that the miraculous

power at work in the Son is still working within those who call upon His name for salvation from sin. God was pleased with His Son who reigns as King over all creation; He has invited us to enter into a relationship with Him, all because of the work that Christ did on our behalf.

Just as the angels reminded the women at the empty tomb, Christ did all that He said He would do, exactly as the Old Testament proclaimed the Messiah would. His truth remains, and His Word endures. Although the chief priests tried to spread false news, Christ's truth remains active and living, still alive today. Despite the mourning, weeping, and confusion of our human experiences, the good news is still ours to proclaim and cling to with hope. Christ is risen, and He invites us into the victory He has secured.

TERMS TO KNOW

Resurrection: bodily rising from the dead. Jesus' resurrection was a historical event and a supernatural act of God. Believers in Christ rise to eternal life and bliss with God; unbelievers to eternal torment and separation from God.



PRIOR TO TEACHING THE SESSION

GATHER Supplies

Keep a regular supply of the following items available at all times: Bibles, pens or pencils, markers, crayons, colored pencils, scissors, glue or tape, paper.



WELCOME

Activity Page

- “He Is Risen Word Search” activity page

Session Starter (Option 1)

- dry erase board and marker

Session Starter (Option 2)

- blankets, 2



LEARN

Introduce the Session

- countdown video

Big Picture Question

- Big Picture Question Poster

Review the Timeline

- Giant Timeline

Tell the Bible Story

- “Jesus Was Raised” video
- Bible Story Picture Poster
- brown craft paper (optional)

Questions from Kids

- “Unit 27, Session 3” questions from kids video

Missions Moment

- “Luther Rice Silhouette” printable

Key Passage Activity

- Key Passage Poster
- “To the Lamb Forever and Ever (Revelation 5:13)” song
- worship song of your choice (optional)



LOVE

Review & Bible skills

- Small Group Timeline and Map Set
- world map



LIVE

Activity Choice (Option 1)

- world map
- stickers, 1 per kid

Activity Choice (Option 2)

- Big Picture Question Poster
- pictures of a cross, a crown of thorns, a red robe, nails, a tomb, a white folded cloth, and a king’s crown; 1 set per team
- index cards, 7 per team

Journal and Prayer

- Journal Page
- “Ours in Jesus” activity page



WELCOME Kids

Greet each kid as he or she arrives. Use this time to collect the offering, fill out attendance sheets, build relationships, and help new kids connect to your group.

SAY “Have you ever read a book or watched a movie and were surprised by how it ended? What was your reaction when you read or watched the end of the story?”

1 ACTIVITY PAGE (5 minutes)

Invite kids to complete “He Is Risen Word Search” on the activity page.

SAY “Today, we will learn about one of the most wonderful and amazing stories in all of the Bible. I cannot wait to share it with you!”

2 SESSION STARTER (10 minutes)

OPTION 1: RESURRECTION WORDS



Write the word Resurrection on a dry erase board or large sheet of paper. Distribute a piece of paper and pencil to each kid. Challenge kids to see how many words they can make using the letters in the word Resurrection. Examples may include: rest, net, sin, nose, etc. Allow time for kids to work on their lists. Once time is up, ask kids to share their words. Consider awarding a small prize or treat for the kid with the most words.

SAY “Does anyone know what the word resurrection means? [Allow responses.] Resurrection means that someone who was dead has come back to life. Many people were resurrected in the Bible, but only one Person was raised to life after defeating sin and death once and for all. Do you know who? [Allow responses.] Let’s get ready to learn about Jesus’ resurrection.”

OPTION 2: RACE TO THE TOMB

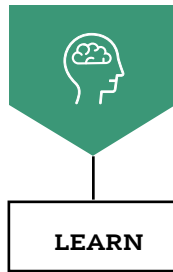
Before the session, write each of following words on separate slips of paper: Jesus was crucified and then rose from the dead. Form kids into teams of eight. Create two or more sets depending on the size of your group. Partially cover two tables with a blanket to create an open “tomb” and place each set of papers in the “tomb.”

Form kids into two or more teams and explain that kids from each team will race one at a time to the “tomb,” grab a slip of paper, and race back to their team. Continue sending kids from each team until all papers have been collected. Tell kids that once all papers have been collected, teams must put the message together. The team to read the message aloud first is the winner.

SAY “Last week, we learned that Jesus was crucified on a cross for the sins of the world. Then He was placed in a tomb. Today, we will learn how Peter and John raced to Jesus’ tomb because His body was not there. Let’s get ready to learn about Jesus’ resurrection.”

Transition from **WELCOME** to **LEARN**





THE STORY OF THE GOSPEL

INTRODUCE the Bible Story

1 INTRODUCE THE SESSION (3 minutes)

Show the countdown video as you transition to introduce the Bible story. Set it to end as the session begins.

SAY “ Hi, kids! I’m [your name], and I’m so excited you are here! Who brought their Bible to church today? Hold your Bibles up and show me! [Distribute Bibles to kids who need one.] Today, we will be reading from all four Gospels as we learn about Jesus’ resurrection. This event is so important, all four Gospel authors wrote about it.

Over the past several weeks, we have learned about Jesus’ final days on earth and how He suffered to offer us salvation from sin. Today, we get to celebrate that even though Jesus died on the cross, He did not stay dead. He rose from the dead and reigns as the victorious King forever. ”

2 BIG PICTURE QUESTION (1 minute)

SAY “ We have been learning our big picture question. Would anyone like to share what the question is? [Allow one kid to share.] **How is Jesus the perfect King?** Does anyone remember the answer to our question? [Allow one kid to share.] **Jesus perfectly rules over the universe as the King of kings.**

Jesus came to earth as a Servant King who willingly gave His life to save us from sin. He was crucified and buried in a tomb. But death could not hold the King. Jesus rose again to life and conquered sin and death forever. Jesus lives forever as the King who saves all who trust in Him. ”

3 REVIEW THE TIMELINE (1 minute)

Show the giant timeline. Point to individual Bible stories as you review.

SAY “ Last week, we learned that even though Jesus never did anything wrong He was sentenced to die like a criminal. He was beaten and crucified on a cross in our place. Jesus died the death we deserve because of our sin. This was not a surprise to God. In fact, it was part of God’s perfect plan for salvation. The Friday and Saturday after Jesus died seemed so hopeless. But then Sunday came. Let’s learn how God’s plan also included raising Jesus from the dead. ”



THE STORY OF THE GOSPEL

LEARN the Bible Story

1 TELL THE BIBLE STORY: VIDEO OR STORYTELLER (10 minutes)

Open your Bible to Matthew 27–28; Mark 15–16; Luke 23–24; John 19–20. Use the Bible storytelling tips to help you tell the story, or show the Bible story video “Jesus Was Raised.” Use the bold text to retell or review the story.

JESUS WAS RAISED

“On the third day after Jesus’ death, Mary Magdalene went to Jesus’ tomb. It was still dark, and she saw that the large stone at the entrance had been moved away. Mary ran to Simon Peter and John. “They have taken the Lord out of the tomb, and I don’t know where they have put Him!” she said.

Peter and John ran to the tomb. John looked inside and saw the linen cloths lying there. Then Peter went into the tomb and saw the linen cloths too. The cloth that had been around Jesus’ head was folded up. John believed that Jesus was alive. Then Peter and John went back home.

Mary went back to the tomb and cried. When she looked inside, she saw two angels sitting there. They said to her, “Woman, why are you crying?”

“Because they’ve taken away my Lord, and I don’t know where they’ve put Him,” she said. Then Mary turned around. Jesus stood in front of her, but she did not recognize Him.

Jesus said, “Woman, why are you crying? Who are you looking for?”

Mary thought Jesus might be the gardener. She replied, “Sir, if you have taken Jesus away, tell me where you’ve put Him and I will go get Him.”

Jesus said, “Mary.”

Mary realized who He was and said, “Teacher!”

Jesus sent Mary to tell the other disciples that He was going back to the Father. Mary did what Jesus said, and she told the disciples, “I have seen the Lord!”

Meanwhile, some of the guards from Jesus’ tomb went into the city and told the religious leaders everything that had happened. The leaders got together and made a plan. They gave the soldiers a lot of money and told them to lie about what they saw.

“Say that Jesus’ disciples came in the night and stole His body while you were sleeping,” they said. The guards took the money and lied about Jesus’ resurrection.

Christ Connection: Jesus died on the cross for our sins, but He didn’t stay dead. God was pleased with Jesus’ sacrifice and raised Jesus from the dead on the third day to reign as King over all creation. Jesus provides salvation from sin and the promise of eternal life. ”

STORYTELLING TIPS

Create a tomb: Create a large, empty tomb on a wall by using brown craft paper. Lead kids to sit in front of the tomb as you tell the story.

Present a perspective: Tell the story from the perspective of Mary. Emphasize how Mary’s emotions change throughout the story.



THE STORY OF THE GOSPEL

2 REVIEW THE BIBLE STORY

SAY “ The days following Jesus’ death must have been very difficult for the disciples and those who loved and followed Jesus. After His death, Jesus was placed into a tomb that was sealed with a large stone. Why did the chief priests and Pharisees ask Pilate to place a guard in front of Jesus’ tomb? Look at Matthew 27:63-64. [Choose a volunteer to read aloud Matthew 27:63-64.] The chief priests and Pharisees remembered that Jesus had said He would rise on the third day. They did not believe this would really happen, but they wanted to make sure Jesus’ disciples didn’t steal Jesus’ body, pretending that Jesus had risen from the dead.

On the third day after Jesus died, Mary Magdalene went to His tomb and saw that the stone had been rolled away. Mary ran and told the disciples what she had seen. Peter and John raced to the tomb, saw that it was empty, and went back to their homes. But Mary stayed weeping outside the tomb. She thought someone had taken Jesus’ body. Who did Mary Magdalene see as she stood by the empty tomb? Look at John 20:12-16. [Choose a volunteer to read aloud John 20:12-16.] Mary first saw two angels and then she saw Jesus. Mary didn’t recognize Jesus at first, but as soon as He spoke her name, she knew it was Him and that He was alive.

After word spread that Jesus had risen, wicked men tried to lie about Jesus’ resurrection. Jesus later appeared to over five hundred people after He was raised from the dead. Jesus died for our sins but He is more powerful than death. **Jesus perfectly rules over the universe as the King of kings.** He is the King who came to save us and give us eternal life. ”

3 CHRIST CONNECTION

SAY “ Jesus died on the cross for our sins, but He didn’t stay dead. God was pleased with Jesus’ sacrifice and raised Jesus from the dead on the third day to reign as King over all creation. Jesus provides salvation from sin and the promise of eternal life. ”

(Tip: Use Scripture and the Gospel Plan Poster to explain how to become a Christian. Make sure kids know when and where they can ask questions.)

4 QUESTIONS FROM KIDS (3 minutes)

Show the “Unit 27, Session 3” questions from kids video. Prompt kids to discuss:

1. Since Jesus was raised from the dead, is He a ghost? Why not?
2. How can you tell others, like Mary did, that Jesus is alive and that He saves?

5 MISSIONS MOMENT (3 minutes)

Print a copy of the “Luther Rice Silhouette” printable and display it as you talk about the work of Luther Rice. Tell kids that Luther Rice helped organize missionary societies. Explain that by 1815, he helped start 25 societies of women who contributed to foreign and home missions as well as many local charities. Tell kids that the societies eventually joined together in the



THE STORY OF THE GOSPEL

South to create the Woman's Missionary Union.

SAY “ An important part of Luther Rice’s job was to raise money for missions. This became his life’s work. In 1814, the money contributed to foreign missions by Baptists was just a little over \$1,200. In 1816, the amount given was over \$12,000.

Luther Rice also saw a need for home mission work as he traveled across the United States. John Peck was the first Baptist home missionary in the West. He met Luther Rice in 1815. Later, Luther met Humphrey Posey. Humphrey wanted to tell Cherokee Indians about Jesus. Luther encouraged Humphrey to begin a ministry with the Cherokee tribe, and Humphrey began a mission station in Valley Towns, North Carolina. Around 1820, a group of Baptist leaders told Luther that printed material about the gospel was needed. In 1824, Luther and others helped form a group that printed books and other materials that was used to share with others the good news about Jesus. ”

Close in prayer, thanking God for the work of Luther Rice to help people know and understand how they could work together to support missions.

6 KEY PASSAGE ACTIVITY (5 minutes)

Show the key passage poster. Lead kids in reading aloud Revelation 5:13 together.

SAY “ Our story today reminds us that nothing on earth is greater or more powerful than Jesus—not even death! Jesus rules and reigns as King forever. ”

Write one word from the key passage on separate sheets of paper and tape them to the floor in random order. Direct kids to line up, one behind the other. Give a beanbag to the first kid in line and challenge her to toss the beanbag so that it lands on the first word of the key passage and then move to the back of the line. Continue until the verse is complete and repeat until every kid has had at least one turn.

Lead kids to sing “To the Lamb Forever and Ever (Revelation 5:13).” You may also choose to sing a worship song of your choice.

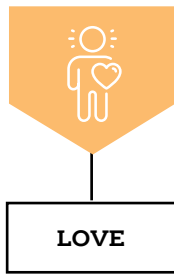
7 PRAY (2 minutes)

Invite kids to pray before transitioning to Love.

SAY “ Thank You, Lord, for Your perfect plan of salvation. Thank You that because of Jesus’ death and resurrection, we have forgiveness from sin and gain eternal life with You. Help us share this good news with others. In Jesus’ name, amen. ”

Transition from **LEARN** to **LOVE**





THE GOD OF THE GOSPEL

LOVE God by Applying the Story

1 REVIEW & BIBLE SKILLS (5 minutes)

Distribute Bibles and display the New Testament Israel Map. Guide kids to open their Bibles to Luke 24. Explain that throughout Jesus' ministry and travels around Israel, He told His followers that He must suffer and die and be raised on the third day. Remind kids that this was God's perfect plan for salvation.

Consider comparing the New Testament Israel Map to a modern-day map to help kids understand where these stories took place. (Tip: Locate the areas in and around modern-day Jerusalem [H5].) Choose a volunteer to read aloud Luke 24:5-8.

SAY “Several women who followed Jesus throughout His ministry went to the tomb early in the morning on the third day after His death. When they arrived, they were shocked to find the tomb empty. They were also surprised to see two angels. The angels reminded the women that Jesus had told them He would suffer and die, but rise on the third day.

God's plan for salvation could only be carried out if Jesus suffered, died, and rose from the dead. Jesus' sacrifice was the perfect payment for sin and fulfilled God's plan to save people from sin and have the hope of eternal life.”

2 GROUP DISCUSSION (10 minutes)

Ask the following questions. Lead the group to discuss.

SAY “Why is it important that Jesus rose from the dead?”

Tell kids that because Jesus rose from the dead, claiming victory over sin and death, we who trust Him for salvation can have victory over sin and death as well. Explain that Jesus' death satisfied the payment for sin and His resurrection allows us to have eternal life with Him.

(Option: Choose a volunteer to read 1 Cor. 15:54-57.)

SAY “Who needs to be saved?”

Remind kids that the Bible tells us that everyone has sinned and the punishment for sin is death. Tell kids that because of God's great love for us, He made the way for us to be saved from the eternal punishment of sin through Jesus' death and resurrection. Prompt kids to remember that we cannot earn salvation but it is a free gift to anyone who believes in Jesus.

(Option: Choose a volunteer to read 1 Tim. 1:15.)

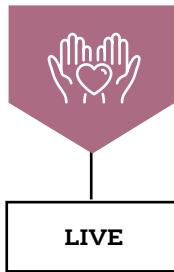
SAY “How does Jesus' resurrection power live in us today?”

Discuss how sin came into the world through the disobedience of Adam but through the power of Christ's resurrection all who believe in Him will be made alive. Explain that Jesus' resurrection not only means we will experience eternal life but that we have the power to walk in new life on this earth. Tell kids that Jesus' resurrection power lives in all who believe in Him to help us say no to sin and live to righteousness.

(Option: Choose a volunteer to read Rom. 5:17.)

Transition from **LOVE** to **LIVE**





THE MISSION OF THE GOSPEL

LIVE the Mission

1 ACTIVITY CHOICE (10 minutes)

OPTION 1: PRAY FOR MISSIONS



Tape a world map to a wall. Provide each kid with a small sticker. Lead kids one at a time to stand in front of the world map, close their eyes, spin around three times, and place their sticker on the world map. Continue until all kids have placed their sticker on the map.

Read aloud the names of the countries closest to each sticker. If time allows, consider sharing about the countries or people groups of the countries by performing an internet search. Spend some time praying for the people of the countries as you ask God to help the missionaries serving in those countries tell others about Jesus. Pray that more people will give money to help missionaries and that more people will go serve in these countries.

SAY “ Luther Rice spent most of his life helping mission work. He raised money and formed many societies that sent missionaries to tell others about Jesus. We can help mission work too by praying and giving money. ”

OPTION 2: FIND IT AND MATCH IT



Before meeting together, print off pictures of a cross, a crown of thorns, a red robe, nails, a tomb, a white folded cloth, and a king's crown. Create enough sets for each group of four kids.

Form kids into groups of four and distribute a set of pictures to each group. Provide each group with a set of index cards and lead them to write each references on separate card: *Matthew 27:32*; *Matthew 27:28-29*; *Matthew 27:28*; *John 19:16-22*; *Matthew 27:65-66*; *Matthew 27:51-59*; and *1 Timothy 1:17*. Challenge kids to work together to look up each verse and determine which picture corresponds to each verse. Once everyone has completed the activity, go over the matches together.

SAY “ God was pleased with Jesus’ sacrifice on the cross and raised Him from the dead. Now Jesus reigns as King, and through Him we have salvation and eternal life. ”

2 JOURNAL AND PRAYER (5 minutes)

Distribute journal pages and pencils. Guide kids to think about and answer the questions listed on the page. As kids journal, invite them to share their ideas.


- What does this story teach me about God or the gospel?
- What does the story teach me about myself?
- Are there any commands in this story to obey? How are they for God’s glory and my good?
- Are there promises in this story to remember? How do they help me trust and love God?
- How does this story help me to live on mission better?

Review the gospel and encourage kids to speak with you or another teacher if they have questions. Then pray, thanking God for Jesus’ death and resurrection that saves us and gives us life. As time allows, lead kids to complete “Ours in Jesus” on the activity page.



JOURNAL PAGE

1. What does this story teach me about God or the gospel?
2. What does this story teach me about myself?
3. Are there any commands in this story to obey? How are they for God's glory and my good?
4. Are there any promises in this story to remember? How do they help me trust and love God?
5. How does this story help me to live on mission better?



Unit 27 • Session 3

JESUS WAS RAISED

Matthew 27-28; Mark 15-16; Luke 23-24; John 19-20

HOW IS JESUS THE PERFECT KING? JESUS PERFECTLY RULES OVER THE UNIVERSE AS THE KING OF KINGS.

On the third day after Jesus' death, Mary Magdalene went to Jesus' tomb. She saw that the large stone at the entrance had been moved away.

Mary ran to Simon Peter and John. "They have taken the Lord out of the tomb, and I don't know where they have put Him!" she said.

Peter and John ran to the tomb. The cloth that had been around Jesus' head was folded up. John believed that Jesus was alive.

Mary went back to the tomb and cried. When she looked inside, she saw two angels sitting there. They said to her, "Woman, why are you crying?"

"Because they've taken away my Lord," she said. Then Mary turned around. Jesus stood in front of her, but she did not recognize Him.

Jesus said, "Who are you looking for?"

She replied, "Sir, if you have taken Jesus away, tell me where you've put Him and I will go get Him."

Jesus said, "Mary."

Mary realized who He was and said, "Teacher!"

Jesus sent Mary to tell the other disciples that He was going back to the Father. Mary did what Jesus said, and she told the disciples, "I have seen the Lord!"

Some of the guards from Jesus' tomb told the religious leaders everything that had happened. The leaders got together and made a plan. They gave the soldiers money and told them to lie about what they saw.

Christ Connection: Jesus died on the cross for our sins, but He didn't stay dead. God was pleased with Jesus' sacrifice and raised Jesus from the dead on the third day to reign as King over all creation. Jesus provides salvation from sin and the promise of eternal life.

FOLD

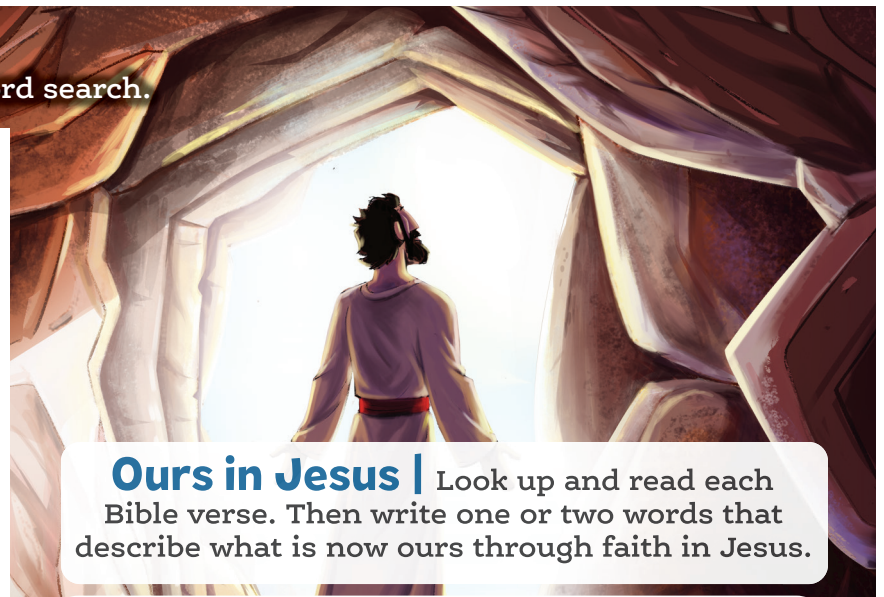
He Is Risen Word Search | Find and circle the words in the word search.

T Y S N P N Z L F N M T R L
 O S R Y H H F Z W V F B C E
 M B Z A Q O L H E H R N R M
 B G M O M J J I E E O B L P
 Y E F A Y E P U W I G W G T
 E O M F S L B S T D S P V Y
 G Z L U D C M C L F S I G C
 V A S U Z Q E V L J J B N L
 S V L S V R X O Q I U O S O
 F M R I R U E I P S I D T T
 S K K U V O O E Z J B I O H
 D F S L R E T E P N T T N G
 W E B R E F C A D U Q E E P
 R K Y W M P R H A Y X X H C

Word Bank

tomb
 Jesus
 stone
 Mary
 Peter

John
 cloth
 alive
 empty
 resurrection



Ours in Jesus | Look up and read each Bible verse. Then write one or two words that describe what is now ours through faith in Jesus.

1 John 1:9

Hebrews 10:23

John 3:36

John 14:27

John 15:11

NAME:



theGOSPELPROJECT.

Jesus Was Raised

BIBLE STORY SUMMARY:

- Three days after Jesus died, Mary Magdalene went to His tomb. The stone was moved and Jesus' body was gone.
- Peter and John raced to the tomb and also saw that Jesus was not there. Mary stayed at the tomb and cried.
- Jesus spoke to Mary while she cried, but she did not recognize Him. Then Jesus said her name and Mary recognized Him. Mary told the disciples that Jesus is alive.

CHRIST CONNECTION:

Jesus died on the cross for our sins, but He didn't stay dead. God was pleased with Jesus' sacrifice and raised Jesus from the dead on the third day to reign as King over all creation. Jesus provides salvation from sin and the promise of eternal life.

KEY PASSAGE: Revelation 5:13

BIG PICTURE QUESTION:

How is Jesus the perfect King? Jesus perfectly rules over the universe as the King of kings.

