

# JESUS SAVES US FROM OUR ENEMIES

MATTHEW 27-28; MARK 15-16; LUKE 23-24; JOHN 19-20



**KEY PASSAGE:** If my people, who are called by my name, will humble themselves and pray and seek my face and turn from their wicked ways, then I will hear from heaven, and I will forgive their sin and will heal their land. 2 Chronicles 7:14 NIV

**BIG PICTURE QUESTION:** What is repentance? Repentance is turning away from sin and turning to Jesus.

**CHRIST CONNECTION:** God's plan was always to send Jesus to die for the sins of the world. Jesus died on the cross, was buried, and rose on the third day. All who place their faith in Him will receive forgiveness of sins and eternal life.

**STORY POINT:** Jesus died on the cross to pay for sin and rose again to defeat death.



## PRIOR TO TEACHING THE SESSION

### LEADER Bible Study

Amid the grief of Christ's death by crucifixion, we find the gospel's good news for sinners: "Don't be afraid, because I know you are looking for Jesus who was crucified. He is not here. For he has risen, just as he said" (Matthew 28:5-6). The basis of Christian hope is found within these words as an angel of the Lord reminds us of Jesus' victory over sin and death. Jesus alone has saved us from our enemies: sin and death.

What was the significance of Christ's cries from the cross to the Father? How should the reality of the resurrection impact our lives as followers of Jesus?

All four Gospels recount the brutality of the crucifixion and how our sinless Savior was mercilessly mocked and killed by sinful men. In previous chapters, we read that Jesus' sweat was like drops of blood in the garden of Gethsemane, as He knew the treacherous darkness He would face. Yet, Christ's obedience to His Father's will was motivated by the joy He would experience on the other side of the cross. Jesus cried out to the Father, "Why have you abandoned me?" He knew, however, that His sacrificial death was the only way for people to be saved. Jesus bore our sin and shame to set us free from sin and death, allowing those who trust in Him to be born again through the Spirit and welcomed into God's kingdom forever. Every believer has resurrection hope both now and for all eternity. Not only will we spend eternity in the presence of our Savior, but the life we now live, we live by faith in Jesus (Galatians 2:20).

Consider the simplicity of the gospel's good news: Jesus died for sinners so we could be set free from the tyranny of sin and death with the hope of eternal life. Those who were enemies of God can draw near to Him by faith in the Son who has paid our debts and given us new life. Lead boys and girls to see the power of the resurrection within our everyday lives as believers—no longer slaves to sin but children of God with good news to share!



#### PREPARE

##### THE WEEK PRIOR

Prepare your heart to teach; plan the session



#### WELCOME

##### 10-15 MINUTES

Greet kids and open the session



#### LEARN

##### 25-30 MINUTES

Teach kids the story of the gospel



#### LOVE

##### 15-20 MINUTES

Lead kids to love the God of the gospel



#### LIVE

##### 15-20 MINUTES

Lead kids to live out the mission of the gospel



## PREPARE

PRIOR TO TEACHING THE SESSION

## GATHER Supplies

Keep a regular supply of the following items available at all times: Bibles, pens or pencils, markers, crayons, colored pencils, scissors, glue or tape, paper.



### WELCOME

#### Activity Page

- "Match the Verse" activity page

#### Session Starter (Option 1)

- sticky notes, 1 per kid
- cup

#### Session Starter (Option 2)

- wooden cross
- spray bottle filled with water
- iodine solution
- film developing powder
- tall vase filled with water (large enough to fit the wooden cross inside)
- paper towel



### LOVE

#### Review & Bible Skills

- Small Group Timeline and Map Set



### LIVE

#### Activity Choice (Option 1)

- ironing board
- iron
- fuse beads
- fuse bead boards, 1 per kid
- bowl
- parchment paper

#### Activity Choice (Option 2)

- dry erase board and marker

#### Journal and Prayer

- Journal Page
- "Before and After" activity page



### LEARN

#### Introduce the Session

- countdown video
- Story Point Poster

#### Big Picture Question

- Big Picture Question Poster

#### Review the Timeline

- Giant Timeline

#### Tell the Bible Story

- "Jesus Saves Us from Our Enemies" video
- Bible Story Picture Poster
- wooden cross (optional)

#### Key Passage Activity

- Key Passage Poster
- "If My People (2 Chronicles 7:14)" song
- worship song of your choice (optional)
- crosses made from brown construction paper, 12 per group



## WELCOME Kids

Greet each kid as he or she arrives. Use this time to collect the offering, fill out attendance sheets, build relationships, and help new kids connect to your group.

**SAY** “Has anyone ever paid for something you wanted because you didn’t have enough money to pay for it on your own? How did that make you feel?”

### 1 ACTIVITY PAGE (5 minutes)

Invite kids to complete “Match the Verse” activity page.

**SAY** “Today, we will learn that **JESUS DIED ON THE CROSS TO PAY FOR SIN AND ROSE AGAIN TO DEFEAT DEATH.**”

### 2 SESSION STARTER (10 minutes)

#### OPTION 1: EASTER ICE BREAKER



Distribute one sticky note and a pen to each kid. Challenge kids to think of one description about what they are wearing and write it on a sticky note. Then collect the sticky notes, fold them, and place them in a cup. Invite a kid to select one note from the cup and read aloud what is written on the note. Challenge her to guess which kid wrote that description. If she guesses correctly, allow her to keep the note. If she guesses incorrectly, direct her to put the note back in the cup. Continue around the circle until all the notes are taken.

**SAY** “Each of us are different, but the Bible tells us how we all have something in common: We have all sinned. Because of God’s love for us, He made the way for people to be forgiven of their sin. Today, we will learn how **JESUS DIED ON THE CROSS TO PAY FOR SIN AND ROSE AGAIN TO DEFEAT DEATH.**”

#### OPTION 2: FORGIVEN AND FREE

Before the session, prepare the object lesson by spraying one side of the wooden cross with water, making sure it’s damp. Then sprinkle the film developing powder to the wet side of the cross, allowing the powder to dry and adhere to the cross.

Show kids the tall vase filled with water. Explain how God created Adam and Eve without sin. Discuss how sin came into the world through their disobedience. Add several drops of the iodine solution to the water until the water is dark to indicate “sin.” Explain how all people sin because everyone disobeys God. Talk through God’s plan to save sinners through Jesus, including Jesus’ birth and ministry. Then hold up the cross. Tell kids that God’s plan has always been to save sinners through His Son, Jesus. Place the cross in the iodine water and swirl it around, until the water becomes clear.

**SAY** “Only faith in Jesus takes away our sin. **JESUS DIED ON THE CROSS TO PAY FOR SIN AND ROSE AGAIN TO DEFEAT DEATH.** Through Jesus, we are forgiven and free of sin’s power in our lives. He gives us victory!”

Transition from **WELCOME** to **LEARN**







## INTRODUCE the Bible Story

---

### 1 INTRODUCE THE SESSION (3 minutes)

Show the countdown video as you transition to introduce the Bible story. Set it to end as the session begins.

**SAY** “ Hi, kids! My name is [your name], and I am looking forward to learning from God’s Word, the Bible, with you. If you have a Bible with you, will you take it out and place it in your lap? [Distribute Bibles to kids who do not have one.]

In our story today, we will see how **JESUS DIED ON THE CROSS TO PAY FOR SIN AND ROSE AGAIN TO DEFEAT DEATH.** [Display the Story Point Poster.] During this time of year, we like to pause and focus on Jesus coming to the earth as the perfect sacrifice for our sins. Jesus’ death and resurrection is recorded in the New Testament section of the Bible, but as we learn every week, we can see Jesus throughout the entire Bible. Ever since sin entered the world, people have needed a Savior. The Bible tells us we are dead in our sin. This means we are separated from God, the only source of true life. But God sent His Son, Jesus, to be our Savior. Let’s pray as we prepare to hear from His Word: ‘Lord, thank You for Your love for us and for sending Jesus to die for our sin. Thank You for providing the way to be forgiven and have eternal life. In Jesus’ name, amen.’ ”

### 2 BIG PICTURE QUESTION (1 minute)

Display the Big Picture Question Poster.

**SAY** “ Today, we will discuss our big picture question: **What is repentance?** What is the answer we’ve learned? [Allow responses.] **Repentance is turning away from sin and turning to Jesus.**

Sin is disobedience toward God, and it leads us away from Him. That’s why it is so important to repent of our sin. When we repent, we agree with God that our sin is wrong, turn from that sin, and follow Jesus. Following Jesus allows us to find forgiveness and life forever with God. It is only because of what Jesus has done for us through His life, death, and resurrection that we can have forgiveness and eternal life. ”

### 3 REVIEW THE TIMELINE (1 minute)

**SAY** “ God created a good world without sin. But when Adam and Eve disobeyed God, sin entered the world. God promised to one day send a Savior who would defeat sin and death once and for all. From Abraham to Moses, and through all the kings and prophets, God continued to remind His people of His promise to save them from sin. At the right time, just as God had planned, Jesus was born. He lived a perfect life, always obeying God the Father. He performed miracles, showing everyone He really is God’s Son. And He taught the Scriptures and truth, to lead people to life in Him. However, Jesus was ultimately rejected by the people He came to save. Today, we’ll see how He died and rose again. ”



## LEARN the Bible Story

### 1 TELL THE BIBLE STORY: VIDEO OR STORYTELLER (10 minutes)

Open your Bible to Matthew 27:27–28:10; Mark 15:16–16:8; Luke 23:26–24:12; John 19:16–20:18. Use the Bible storytelling tips to help you tell the story, or show the Bible story video “Jesus Saves Us from Our Enemies.” Use the bold text to retell or review the story.

### JESUS SAVES US FROM OUR ENEMIES

“ After **Jesus’** triumphal entry in Jerusalem, He **was later arrested and put on trial. The governor Pilate handed Jesus over to be crucified.** Pilate had a sign made that said, “Jesus of Nazareth, the King of the Jews,” and had it placed on the cross.

**The soldiers dressed Jesus in a scarlet robe. They made a crown of thorns and placed it on His head, spit on Him, hit Him, and made fun of Him, saying “Hail, King of the Jews!” Then they led Him away to crucify Him.**

Two criminals were crucified along with Him, one on His right and one on His left. **Those who passed by shook their heads, saying “If you really are the Son of God, come down from the cross!”**

**Jesus said, “Father, forgive them, because they do not know what they are doing.”**

One of the criminals joined those making fun of Jesus. But the other criminal said, “We are getting what we deserve, but this man has done nothing wrong!” Then he said to Jesus, “Please remember me when You come into Your kingdom.”

Jesus replied to him, “Truly I tell you, today You will be with Me in paradise.”

**Darkness covered the whole land for three hours. Jesus cried out, “Eli, Eli, lema sabachthani?” which means, “My God, my God, why have You abandoned me?” Then He cried out again with a loud voice, saying, “Father, into Your hands I entrust My spirit. It is finished.” The curtain of the sanctuary was torn in two from top to bottom.**

**A man named Joseph came and asked for Jesus’ body. He took it, wrapped it in clean linen, and placed it in his own tomb. A great stone was rolled against the entrance. Pilate told the Pharisees to make the tomb as secure as they could. They placed a seal on the stone and placed a guard there to make sure no one came to take His body.**

**After the Sabbath day, Mary Magdalene and another Mary came to the tomb. They found an angel of the Lord had rolled back the stone and was sitting on it. He told the women, “Do not be afraid! Jesus, who was crucified, is not here. He has risen, just as He said!” They ran to tell the disciples the good news!**

Christ Connection: God’s plan was always to send Jesus to die for the sins of the

### STORYTELLING TIPS

**Vary your tone:** Use a dramatic, sad, and excited voice as you tell the story to help kids stay engaged.

**Display it:** Display a wooden cross and point to it when you tell how Jesus was crucified.



## THE STORY OF THE GOSPEL

world. Jesus died on the cross, was buried, and rose on the third day. All who place their faith in Him will receive forgiveness of sins and eternal life. ”

## 2 REVIEW THE BIBLE STORY

**SAY** “ Pilate handed Jesus over to be crucified, a punishment designed for criminals. But Jesus wasn’t a criminal. Jesus had never sinned. The soldiers mocked Jesus, spit on Him, and hurt Him. Jesus was placed on a cross between two criminals. Darkness filled the earth. Then, Jesus cried out to God. What did He say? Look at Matthew 27:46. [Choose a volunteer to read Matthew 27:46.] Jesus quoted Psalm 22:1 as He cried out and asked God why He had abandoned Him. As Jesus died on the cross, He took the punishment our sins deserve. God is holy and will not accept sin, so as Jesus took our sins on Himself, God poured out His wrath over sin. God didn’t save His Son from punishment because Jesus’ sacrifice is the only way for sinners to be saved.

Even as Jesus suffered on the cross, He displayed the love He has for people. He prayed for God to forgive those who mocked Him. And He even welcomed the criminal on the cross next to Him into the kingdom of God because the man believed in Him. Eventually, Jesus’ work was finished, and He died. What happened after Jesus died? Look at Matthew 27:51. [Choose a volunteer to read Matthew 27:51.] The temple curtain tore in two from top to bottom. The curtain that once separated every person from the Holy of Holies, except the high priest, was now torn because of Jesus’ work on the cross. Jesus’ death made the way for anyone who trusts in Him to come before God. He defeated sin, so we can find forgiveness and be made right with God.

A man named Joseph buried Jesus’ body in his own tomb and rolled a stone to close the entrance. After the Sabbath, some women who were followers of Jesus made their way to the tomb. When they arrived, they saw two angels. What did the angels say to them? Look at Luke 24:5-7. [Choose a volunteer to read Luke 24:5-7 aloud.] They told the women that Jesus had risen from the dead, just as He had said He would. The women ran to tell the disciples the good news that Jesus was alive.

**JESUS DIED ON THE CROSS TO PAY FOR SIN AND ROSE AGAIN TO DEFEAT DEATH.** God’s plan was always to send Jesus to die for the sins of the world. Jesus died on the cross, was buried, and rose on the third day. All who place their faith in Him will receive forgiveness of sins and eternal life. ”

## 3 GOSPEL DISCUSSION

**SAY** “ We could never pay for our sin because we can never live a perfect life. Jesus did that for us. Jesus died to pay for our sin. He rose again, showing He has power over sin and death. Anyone who trusts in Him as Savior will be forgiven of their sins and receive eternal life. If you would like to know more about accepting Jesus as your Savior, I would love to speak with you. ”



LEARN

THE STORY OF THE GOSPEL

**4 KEY PASSAGE ACTIVITY** (5 minutes)

**5 PRAY** (2 minutes)

Invite kids to pray before transitioning to Love.

**SAY** “ Thank You, Lord, for sending Your Son, Jesus, to die on the cross for our sin and rise from the grave on the third day so we can receive forgiveness and eternal life. Help us share this good news with others. In Jesus’ name, amen. ”

Transition from **LEARN** to **LOVE**







## THE GOD OF THE GOSPEL

# LOVE God by Applying the Story

### 1 REVIEW & BIBLE SKILLS (5 minutes)

Distribute Bibles and display the New Testament Israel Map. Guide kids to open their Bibles to Luke 24. Explain that Jesus' death and resurrection are recorded in all four of the Gospels (Matthew, Mark, Luke, and John). Each of the Gospel writers provided details about what happened. Some details are the same, while others provided different insight into the events.

Consider pointing out the location of Jerusalem (H5) on the New Testament Israel Map. Choose a volunteer to read aloud Luke 24:9-10 or ask the kids to follow along as you read the verses aloud.

**SAY** “ After hearing the good news of Jesus’ resurrection, the women ran from the tomb and went to tell Jesus’ followers. The women’s weeping turned into joy, and they rushed to share the hope they had heard. Jesus’ words from John 11:25 ring true: ‘I am the resurrection and the life.’

The resurrection of Jesus reminds us that death will never have the victory for those who trust in Him. All our sadness, sin, and struggles will one day be gone forever. The future for those in Jesus is endless joy. And we have the mission to share this joy with others, like the women at the tomb did. We can share the gospel and give people a hope that will never fade away. ”

### 2 GROUP DISCUSSION (10 minutes)

Ask the following questions. Lead the group to discuss.

**SAY** “ Why did Jesus have to die on the cross to pay for our sins? ”

Discuss how because God is holy, sin demands a payment. The Bible tells us that the cost of sin is death. For hundreds of years, God’s people had sacrificed animals to show that their sins required payment. But because of God’s faithful love for us, He sent Jesus as the final and perfect Sacrifice for our sin. Those who trust Jesus as Savior are forgiven and made right before God. (Option: Choose a volunteer to read Rom. 5:8.)

**SAY** “ Why is it important that Jesus rose from the dead? ”

Remind kids that Jesus’ resurrection shows God’s powerful victory over sin and death. It also displays that Jesus is truly the promised Messiah the prophets wrote about long ago. Jesus’ resurrection also points to the resurrection all believers will have one day. The Bible says we will be raised just as Jesus was raised. Those who trust in Jesus as Savior have eternal life forever with God. (Option: Choose a volunteer to read 1 Cor. 15:55-57.)

**SAY** “ Who do you know that needs to hear the gospel and its message of hope and joy? ”

Answers will vary. Encourage kids who are believers to remember how Jesus called His followers to share the good news. Remind kids how the women at the empty tomb ran and told others the good news. Help kids understand how people need to hear the gospel and respond by faith to be saved. (Option: Choose a volunteer to read John 11:25-26.)

Transition from **LOVE** to **LIVE**





## THE STORY OF THE GOSPEL

### LIVE the Mission

#### 1 ACTIVITY CHOICE (10 minutes)

##### OPTION 2: BECAUSE OF JESUS



Before the session, write the following Bible references on a dry erase board: John 1:12; 2 Corinthians 5:17; 2 Corinthians 5:21; Galatians 2:20; Ephesians 2:10; Ephesians 1:7; 1 Peter 2:9. Explain to kids that these verses highlight who we are or what we have because of Jesus' life, death, and resurrection.

Form kids into groups of three or four and distribute a Bible to each group. Challenge kids to look up the first reference in their Bibles. Then invite a kid from a group to read the verse aloud. Discuss what that verse reveals about who we are or what we have because of Jesus and make a list on the dry erase board. Continue until all the verses have been read.

**SAY** “ Because Jesus died on the cross and rose again, those who trust in Him have a new identity and purpose. Our lives are hidden with Christ, and we live in His victory. ”

#### 2 JOURNAL AND PRAYER (5 minutes)

Distribute journal pages and pencils. Guide kids to think about and answer the questions listed on the page. As kids journal, invite them to share their ideas.

- What does this story teach me about God or the gospel?
- What does the story teach me about myself?
- Are there any commands in this story to obey? How are they for God's glory and my good?
- Are there promises in this story to remember? How do they help me trust and love God?
- How does this story help me to live on mission better?

Review the gospel and encourage kids to speak with you or another teacher if they have questions. Then pray, thanking God for sending Jesus as our Savior so that we, too, can have victory over sin and death. As time allows, lead kids to complete “Before and After” on the activity page.

NAME:



## Jesus Saves Us from Our Enemies

Matthew 27-28; Mark 15-16;  
Luke 23-24; John 19-20

### STORY POINT:

Jesus died on the cross to pay for sin and rose again to defeat death.

### CHRIST CONNECTION:

God's plan was always to send Jesus to die for the sins of the world. Jesus died on the cross, was buried, and rose on the third day. All who place their faith in Him will receive forgiveness of sins and eternal life.

### KEY PASSAGE:

2 Chronicles 7:14


### BIG PICTURE QUESTION:

What is repentance? Repentance is turning away from sin and turning to Jesus.


Scan the QR code  
for resources to  
use at home!



**Match the Verse** | Draw a line from each picture to the correct verse it is found in.



•




•

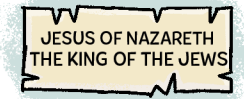
JOHN 19:17  
MATTHEW 27:28  
MARK 15:38  
JOHN 19:5  
JOHN 19:19



•




•



•

**Before and After** | Draw a picture of the women at the tomb before they learned that Jesus was raised from the dead. Then draw a picture of the women after they heard Jesus was alive.

**BEFORE**



**AFTER**





JOURNAL PAGE

1. What does this story teach me about God or the gospel?
2. What does this story teach me about myself?
3. Are there any commands in this story to obey? How are they for God's glory and my good?
4. Are there any promises in this story to remember? How do they help me trust and love God?
5. How does this story help me to live on mission better?

FOLD



Easter Bonus Session 2

## JESUS SAVES US FROM OUR ENEMIES

Matthew 27-28; Mark 15-16; Luke 23-24; John 19-20

### WHAT IS REPENTANCE?

#### REPENTANCE IS TURNING AWAY FROM SIN AND TURNING TO JESUS.

Jesus was later arrested and put on trial. The governor Pilate handed Jesus over to be crucified. The soldiers dressed Jesus in a scarlet robe. They made a crown of thorns and placed it on His head, spit on Him, hit Him, and made fun of Him. Then they led Him away to crucify Him. Those who passed by shook their heads, saying "If you really are the Son of God, come down from the cross!"

Jesus said, "Father, forgive them, because they do not know what they are doing." Darkness covered the whole land for three hours. Jesus cried out, "My God, my God, why have You abandoned me?" Then He cried out again with a loud voice, saying, "Father, into Your hands I entrust My spirit. It is finished." The curtain of the sanctuary was torn in two from top to bottom.

A man named Joseph came and asked for Jesus' body. He took it, wrapped it in clean linen, and placed it in his own tomb. A great stone was rolled against the entrance. They placed a seal on the stone and placed a guard there to make sure no one came to take His body.

After the Sabbath day, Mary Magdalene and another Mary came to the tomb. They found an angel of the Lord had rolled back the stone and was sitting on it. He told the women, "Do not be afraid! Jesus, who was crucified, is not here. He has risen, just as He said!" They ran to tell the disciples the good news!

Christ Connection: God's plan was always to send Jesus to die for the sins of the world. Jesus died on the cross, was buried, and rose on the third day. All who place their faith in Him will receive forgiveness of sins and eternal life.

SCAN THE QR CODE FOR RESOURCES TO USE AT HOME!

