

Unit 30: Peter's Ministry

Unit Description: As the church began, Peter played a key role, following the example Jesus had set. Like Jesus, Peter preached the gospel, healed people, and confronted sin—all so that others might come to know Christ, too.

Big Picture Question: Why does God command Christians to tell others about Jesus? We tell others about Jesus so they will hear and believe the good news.



SESSION 1: Peter Preached in Jerusalem Acts 2



SESSION 2: Peter Healed a Man Acts 3



SESSION 3: Peter Continued to Preach Acts 4



SESSION 4: Peter Confronted Sin Acts 4–5



SESSION 5: We Are to Tell Others about Jesus Romans 10



UNIT 30 | SESSION 2

PETER HEALED A MAN

ACTS 3

KEY PASSAGE: How, then, can they call on the one they have not believed in? And how can they believe in the one of whom they have not heard? And how can they hear without someone preaching to them?
Romans 10:14 NIV

BIG PICTURE QUESTION:

Why does God command Christians to tell others about Jesus? We tell others about Jesus so they will hear and believe the good news.

CHRIST CONNECTION:

After Jesus returned to heaven, the Holy Spirit gave the disciples power to begin working. With the power of Jesus' name, Peter healed a man who was lame. Peter and John showed God's power and pointed to a greater, spiritual healing found in Jesus.



PRIOR TO TEACHING THE SESSION



LEADER Bible Study

Peter's healing and preaching in Acts 3 revealed the Holy Spirit's power at work. Through both word and deed, Peter and John committed themselves to the all-encompassing mission of the gospel—that all they said and did would point back to the truth of Christ as Messiah.

What deeper meaning can we glean from this healing in Acts 3? How did this miracle reveal Jesus' identity as the promised Messiah?

The man carried to the temple's gate desired to receive something generous from Peter and John that afternoon; however, he did not expect to be walking around and worshiping God by the day's end. It seemed that all those gathered around the temple likewise did not expect a miracle to occur in the life of this middle-aged man, as evidenced by their astonishment in this passage.

Though these disciples did not have money to give to this man in need, they did possess something of even greater value—faith in the name and person of Jesus Christ. They refused to withhold this power from the man, convicted of the importance of living on mission for the gospel. More than just doing good deeds before others, they knew the priority of proclaiming Jesus' truth

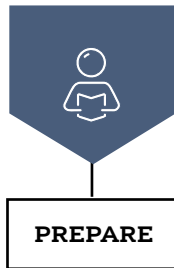
before them all, so that the man and the onlookers might find restoration in Christ's name, too.

The significance of the man's ability to not only walk but to leap cannot be understated. The prophet Isaiah declared such a miracle would stem from the Messiah's power. (Isaiah 35:6) What was true then is still true today: God is restoring all things, and this healing further represented His ability to remedy our greatest need for salvation. This man was raised to walk again by the same power that raised Christ from the dead.

As you prepare to teach Acts 3, reflect on the Holy Spirit's power at work within Peter. This disciple who denied Christ went on to empower others to repent of their own denial of the Messiah. The same Spirit who restored and redeemed this apostle has empowered you to declare this same hope to the kids in your class.

TERMS TO KNOW

Divine healing: God's work through instruments and ways He chooses to bring health to persons sick physically, emotionally, and spiritually



PRIOR TO TEACHING THE SESSION

GATHER Supplies

Keep a regular supply of the following items available at all times: Bibles, pens or pencils, markers, crayons, colored pencils, scissors, glue or tape, paper.



WELCOME

Activity Page

- ☐ “Who’s Got the Power?” activity page

Session Starter (Option 1)

- ☐ straws or strips of construction paper in 5 different colors, 1 per kid
- ☐ cup

Session Starter (Option 2)

- ☐ magnets, 1 per kid
- ☐ thin paper plates, 1 per kid
- ☐ metal paper clips, 1 per kid
- ☐ washable paint
- ☐ plastic tablecloths
- ☐ smocks, 1 per kid (optional)



LEARN

Introduce the Session

- ☐ countdown video

Big Picture Question

- ☐ Big Picture Question Poster

Review the Timeline

- ☐ Giant Timeline

Tell the Bible Story

- ☐ “Peter Healed a Man” video
- ☐ Bible Story Picture Poster

Questions from Kids

- ☐ “Unit 30, Session 2” questions from kids video

Missions Moment

- ☐ “White Family Photo” printable

Key Passage Activity

- ☐ Key Passage Poster
- ☐ “How, Then (Romans 10:14)” song
- ☐ worship song of your choice (optional)
- ☐ paper plates, 5 or 6 per group
- ☐ beanbags, 1 per group



LOVE

Review & Bible skills

- ☐ Small Group Timeline and Map Set
- ☐ world map

Activity Choice (Option 1)

- ☐ “Queztal Bird Photo” printable
- ☐ small green pom-poms, 1 per kid
- ☐ large red pom-poms, 1 per kid
- ☐ green feathers, 2-3 per kid
- ☐ yellow felt, 1 per kid
- ☐ googly eyes, 2 per kid
- ☐ craft sticks, 1 per kid

Activity Choice (Option 2)

- ☐ Big Picture Question Poster
- ☐ dry erase board and marker

Journal and Prayer

- ☐ Journal Page
- ☐ “Complete the Prompts” activity page



WELCOME Kids

Greet each kid as he or she arrives. Use this time to collect the offering, fill out attendance sheets, build relationships, and help new kids connect to your group.

SAY “Have you ever experienced the power going out at your house? What things stopped working? How did not having power affect you?”

1 ACTIVITY PAGE (5 minutes)

Invite kids to complete “Who’s Got the Power?” on the activity page.

SAY “Many objects require power to work such as a phone or an oven. Today, we will learn that we need power to do the job Jesus has given us.”

2 SESSION STARTER (10 minutes)

☐ OPTION 1: PRAISING GOD



Lead kids to sit in a large circle and pass around a cup filled with five different colored straws or strips of construction paper. Direct kids to choose one colored straw or paper. Once all kids have one, challenge kids to share something they are thankful for in the category they chose. For example, if a kid drew a green straw, encourage him to say a person he is thankful for. If he drew a red straw, encourage him to say a place he is thankful for. Other categories could include material gifts, experiences, or a wildcard straw where kids can say anything they are thankful for.

SAY “Giving thanks to God is one way we can praise Him. Being thankful shows that we recognize everything we have is a generous gift of God. Today, we will learn how God demonstrated His power through healing and how a man responded by praising Him.”

☐ OPTION 2: MAGNET PAINTING

Before this activity, cover tables with plastic tablecloths. Distribute a paper plate, a magnet, and a paper clip to each kid. Place small amounts of several colors of paint onto each kid’s plate. Direct kids to drop their paperclip onto the plate and carefully lift their plate off the table. Next, lead kids to place the magnet under their plates and slide it around, dragging the paper clip through the paint. Invite kids to get creative with the different swirls and patterns they can make with the paperclip.

SAY “When you dropped the paperclip in the paint did it start painting on its own? [Allow responses.] How did you get the paperclip to ‘paint’? [Allow responses.] The power of magnetism allowed the paperclip to move and begin painting. In today’s story, we will learn how Peter was able to heal a man by the power of the Holy Spirit.”





THE STORY OF THE GOSPEL

INTRODUCE the Bible Story

1 INTRODUCE THE SESSION (3 minutes)

Show the countdown video as you transition to introduce the Bible story. Set it to end as the session begins.

SAY “ Welcome kids! I’m so glad you are here! My name is [your name], and today we are going to continue reading in the book of Acts. If you have your Bible with you, will you take it out? [Distribute Bibles to kids who need one.]

During the last few weeks, we have learned how Jesus told His followers to go and share the good news of the gospel with the world. But He did not expect them to do this alone. Jesus sent the Holy Spirit as their Helper and promised His power would allow them to be His witnesses. Today, we will hear how God used Peter to heal a man through the power of the Holy Spirit and how this helped point others to God. ”

2 BIG PICTURE QUESTION (1 minute)

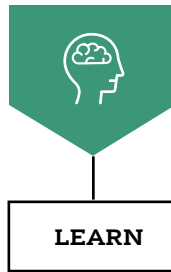
SAY “ Let’s review our big picture question: **Why does God command Christians to tell others about Jesus?** Can you all tell me the answer? [Allow responses.] **We tell others about Jesus so they will hear and believe the good news.**

People have many needs, but their greatest need is to hear the good news of Jesus. When we trust in Jesus, He gives us the Holy Spirit who helps us share the gospel. Hearing the good news is how people have the opportunity to respond to Jesus by faith. As we share the good news of Jesus, we can also show the love of Jesus by meeting people’s needs. Our loving actions and the gospel message show people that we care about them and want them to know Jesus. Today, we will learn how Peter helped meet a man’s need but also told the man that it is the power of Jesus that brings true healing. ”

3 REVIEW THE TIMELINE (1 minute)

Show the giant timeline. Point to individual Bible stories as you review.

SAY “ Last week, we learned that Peter was filled with the Holy Spirit and shared the gospel with the crowd in Jerusalem. The power of the Holy Spirit was at work in the hearts of thousands who heard Peter’s message, and they believed in Jesus. After they were baptized, the new believers came together and formed a church. The Holy Spirit had changed their hearts to desire to read God’s Word, pray together, help others, and continue to meet together. Today, we will learn how Peter continued to be obedient to Jesus’ command to share the gospel, and how he healed a man through the power of Jesus’ name. ”



THE STORY OF THE GOSPEL

LEARN the Bible Story

1 TELL THE BIBLE STORY: VIDEO OR STORYTELLER (10 minutes)

Open your Bible to Acts 3. Use the Bible storytelling tips to help you tell the story, or show the Bible story video “Peter Healed a Man.” Use the bold text to retell or review the story.

PETER HEALED A MAN

“ One afternoon, at 3 o’clock, two of Jesus’ followers—Peter and John—went to the temple to pray. They saw a man sitting by the temple gate called Beautiful. Every day, the man’s friends carried him to the temple because the man could not walk. As people entered the temple, the man asked them for money since he couldn’t work.

When the man saw Peter and John, he asked them for money. Peter and John said to the man, “Look at us.” The man looked at Peter and John, expecting them to give him something.

Peter said, “I don’t have any silver or gold for you, but I will give you what I do have.” Then Peter said, “In the name of Jesus Christ of Nazareth, get up and walk!”

Peter reached out and helped the man up. All of a sudden, the man’s feet and ankles were strong. He could walk! In fact, the man jumped and leaped around! He went into the temple with Peter and John, and he praised God. The people in the temple saw that the man was healed, and they were filled with awe and astonishment at what had happened to him.

Christ Connection: After Jesus returned to heaven, the Holy Spirit gave the disciples power to begin working. With the power of Jesus’ name, Peter healed a man who was lame. Peter and John showed God’s power and pointed to a greater, spiritual healing found in Jesus. ”

STORYTELLING TIPS

Leap for joy: Invite kids to leap around the room when you teach how the man leapt and praised God.

Act it out: Choose three kids to act out the roles of Peter, John, and the man who was lame as you tell the story.



THE STORY OF THE GOSPEL

2 REVIEW THE BIBLE STORY

SAY “ As Peter and John were on their way to the temple, they encountered a man who could not walk and who was begging for money. Peter told the man he did not have any money to give him, but that he would share what he did have. What could Peter share with the man? Look at Acts 3:6. **[Ask a volunteer to read Acts 3:6 aloud.]** Peter knew the power of Jesus was with him because the Holy Spirit had come upon him. Peter healed the man in the name of Jesus.

How did the man and the other people respond to his healing? Look at Acts 3:8-10. **[Ask a volunteer to read Acts 3:8-10 aloud.]** After Peter healed the man, he got up and walked around praising God. The people recognized the man and were amazed that this same man was now walking around, completely healed. God used Peter to show others the power of the Holy Spirit. Not only does the Holy Spirit have power to heal people’s bodies, but He has the power to give us new life with changed hearts that desire to praise God.

Peter was only able to heal the man through the power of the Holy Spirit. God equips and helps us do things that we could never do on our own. God gives us the power to share the gospel, and like Peter, provides us with opportunities for others to praise His name. ”

3 CHRIST CONNECTION

SAY “ After Jesus returned to heaven, the Holy Spirit gave the disciples power to begin working. With the power of Jesus’ name, Peter healed a man who was lame. Peter and John showed God’s power and pointed to a greater, spiritual healing found in Jesus. ”

(Tip: Use Scripture and the Gospel Plan Poster to explain how to become a Christian. Make sure kids know when and where they can ask questions.)

4 QUESTIONS FROM KIDS (3 minutes)

Show the “Unit 30, Session 2” questions from kids video. Prompt kids to discuss:

1. Do some Christians have more power than others? Why was Peter able to heal people?
2. Jesus brings us spiritual healing. Have you trusted in Jesus to save you? Why or why not?

5 MISSIONS MOMENT (3 minutes)

Display the “White Family Photo” as you share about the missionaries.

Remind kids that the White family—David, Regina, Cruz, and Ben—moved to Antigua, Guatemala, to tell people about Jesus. Share that they moved to Guatemala in 2006. Tell kids that the Whites are a family on mission together and that their sons, Ben and Cruz, help share the gospel with others as well.

SAY “ The White family works with the Ch’ortí people of Eastern Guatemala. The Ch’ortí people are one of the many Mayan people groups in Guatemala. Many of the Ch’ortí people do not know Jesus.



THE STORY OF THE GOSPEL

The White family partners with local believers to help share the good news of Jesus with many of the Ch'ortí people living in villages far away from the city. Just as God sent the Holy Spirit to be our Helper, the White family and local believers help one another reach more people for Jesus.

The White family knows it is important for missionaries to learn the culture and language of the people to be able to tell them about Jesus. They want to build friendships with the people in Guatemala, and they want their friends to know that Jesus died and rose again so their sins can be forgiven. They love seeing people in Guatemala trust Jesus as their Lord and Savior. ”

Close in prayer, thanking God for the White family and local believers who are working together to share Jesus with the Ch'ortí people. Ask God to send His Spirit to help many more people believe in Jesus as they hear the gospel.

6 KEY PASSAGE ACTIVITY (5 minutes)

Show the key passage poster. Lead kids in reading aloud Romans 10:14 together.

SAY “ Let’s practice learning our key passage as we remember how important it is to share the gospel with others we know. ”

Form kids into teams of three or four. Provide each team with five or six paper plates and lead them to write words of the key passage on each plate. Then direct kids to scatter their plates on the floor in random order. Distribute a beanbag to each team and challenge kids to take turns tossing the beanbag onto the paper plates in order of the key passage.

Lead kids to sing “How, Then (Romans 10:14).” You may also choose to sing a worship song of your choice.

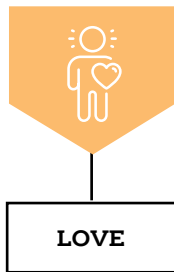
7 PRAY (2 minutes)

Invite kids to pray before transitioning to Love.

SAY “ Thank you, Lord, for the power You give us through the Holy Spirit to share the gospel boldly. Help us look for opportunities to share the good news of salvation with others. In Jesus’ name, amen. ”

Transition from **LEARN** to **LOVE**





THE GOD OF THE GOSPEL

LOVE God by Applying the Story

1 REVIEW & BIBLE SKILLS (5 minutes)

Distribute Bibles and display the New Testament Israel Map. Guide kids to open their Bibles to Acts 3. Explain that throughout the book of Acts, we see God building and growing the early church as the Holy Spirit empowered the apostles to share the gospel. Invite kids to turn to the Letters of the New Testament which were written to the churches started in Acts.

Consider comparing the New Testament Israel Map to a modern-day map to help kids understand where these stories took place. (Tip: Locate the areas in and around modern-day Jerusalem [H4].) Choose a volunteer to read aloud Acts 3:12,16.

SAY “After seeing Peter heal the man, the people ran to Peter and John for an explanation. Peter spoke boldly and told them that it was not their power that healed the man, but the power of Jesus Christ. Peter shared how only Jesus has the power to heal and to save.

Peter and John showed God’s power and pointed to a greater, spiritual healing found in Jesus. The greatest healing we need is to have our sins washed away. We cannot do this in our own power. Forgiveness and salvation only come by faith in Jesus.”

2 GROUP DISCUSSION (10 minutes)

Ask the following questions. Lead the group to discuss.

SAY “If Peter and John just gave the man money, would all of his needs be met? Why not?”

Discuss how if the man had just been given money, he would have missed out on something much better: his healing and forgiveness of sin. Explain that Peter followed the Spirit’s leading and the power of the Holy Spirit was displayed for all to see. Share how this miracle caused many people to hear and respond to the gospel.

(Option: Choose a volunteer to read Ps. 72:12-13.)

SAY “The people at the temple were amazed at the man’s healing. How can people see the power of God in our lives?”

Help kids understand that the power of God may come through a healing like the man, but it can also be shown in the everyday ways we live our lives. Point out that the Holy Spirit gives us power to turn away from sin and obey God. Discuss how living differently than the world is a way others can see God’s power at work in us.

(Option: Choose a volunteer to read 2 Pet. 1:3.)

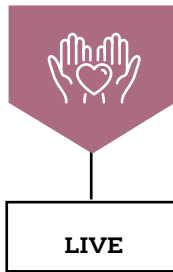
SAY “How was the man’s healing used for God’s glory?”

Prompt kids to think about how the man praised God when he was healed and gave God all the credit. Discuss how our salvation and obedience to share the gospel is also for God’s glory. Share how God alone is worthy of all praise because He alone can save.

(Option: Choose a volunteer to read Ps. 106:47.)

Transition from **LOVE** to **LIVE**





THE MISSION OF THE GOSPEL

LIVE the Mission

1 ACTIVITY CHOICE (10 minutes)

☐ **OPTION 1: QUEZTAL BIRD CRAFT**



Provide each kid with a green small pom-pom, large red pom-pom, glue, green feathers, yellow felt, googly eyes, scissors, and a craft stick. Display the “Queztal Bird Photo” printable and read aloud the information on the printable.

Tell kids to glue the pom-poms together. The smaller pom-pom will be the head of the bird. Direct kids to glue a pair of googly eyes and a small triangle cut from the yellow felt as a beak. Glue green feathers to the back of the bird to make the tail. Complete the bird by gluing it to a craft stick.

SAY “ The quetzal bird is a national symbol of freedom. The most important way we can experience freedom is to be forgiven of our sins. Jesus frees us from the power of sin and death. The White family wants the people of Guatemala to know this freedom. So, they share the gospel with others they meet. ”

☐ **OPTION 2: WORD AND DEED**



Invite kids to brainstorm ideas for ways they could meet a physical need while also sharing the gospel such as helping a friend with homework. Write their ideas on a dry erase board. Challenge kids to get creative and think of ways they can serve inside their home, at church, or in the community. After kids have had an opportunity to share, distribute paper and markers and invite them to draw their favorite ideas of serving and pointing others to the Lord through their words and deeds. Invite kids to take their drawings home or display them in your room.

SAY “ I want to challenge each of you to put one of these ideas into action this week. God loves when we follow in obedience to His command to tell others about Him. **We tell others about Jesus so they will hear and believe the good news.** And when we share the gospel by serving others, we demonstrate a heart that has been changed to look more like Jesus. ”

2 JOURNAL AND PRAYER (5 minutes)

Distribute journal pages and pencils. Guide kids to think about and answer the questions listed on the page. As kids journal, invite them to share their ideas.

- What does this story teach me about God or the gospel?
- What does the story teach me about myself?
- Are there any commands in this story to obey? How are they for God’s glory and my good?
- Are there promises in this story to remember? How do they help me trust and love God?
- How does this story help me to live on mission better?

Review the gospel and encourage kids to speak with you or another teacher if they have questions. Then pray, asking God for opportunities to tell others about Him this week. As time allows, lead kids to complete “Complete the Prompts” on the activity page.



JOURNAL PAGE

1. What does this story teach me about God or the gospel?
2. What does this story teach me about myself?
3. Are there any commands in this story to obey? How are they for God's glory and my good?
4. Are there any promises in this story to remember? How do they help me trust and love God?
5. How does this story help me to live on mission better?



Unit 30 • Session 2

PETER HEALED A MAN

Acts 3

**WHY DOES GOD COMMAND CHRISTIANS TO TELL OTHERS ABOUT JESUS?
WE TELL OTHERS ABOUT JESUS SO THEY WILL HEAR AND BELIEVE THE
GOOD NEWS.**

One afternoon, two of Jesus' followers—Peter and John—went to the temple to pray. They saw a man sitting by the temple gate called Beautiful. Every day, the man's friends carried him to the temple because the man could not walk. As people entered the temple, the man asked them for money since he couldn't work.


When the man saw Peter and John, he asked them for money. The man looked at Peter and John, expecting them to give him something.

Peter said, "I don't have any silver or gold for you, but I will give you what I do have." Then Peter said, "In the name of Jesus Christ of Nazareth, get up and walk!"

All of a sudden, the man's feet and ankles were strong. He could walk! In fact, the man jumped and leaped around! He went into the temple, and he praised God. The people in the temple saw that the man was healed, and they were filled with awe at what had happened to him.

Christ Connection: After Jesus returned to heaven, the Holy Spirit gave the disciples power to begin working. With the power of Jesus' name, Peter healed a man who was lame. Peter and John showed God's power and pointed to a greater, spiritual healing found in Jesus.

Who's Got the Power? | Match the power cord prongs to the correct outlet to spell out who provides us with power to carry out God's mission.



Complete the Prompts | Retell today's Bible story by describing who was in the story, what happened, and how it happened. Look up Acts 3 if you need help.

WHO?	WHAT?	HOW?

NAME: _____



the **GOSPEL** PROJECT

Peter Healed a Man

BIBLE STORY SUMMARY:

- When Peter and John went to the temple to pray, a man who could not walk asked them for money.
- Peter said he did not have any money to give but could give the man what he did have. Peter healed the man in the name of Jesus.
- The man jumped and leaped! He went into the temple, and he praised God.

CHRIST CONNECTION:

After Jesus returned to heaven, the Holy Spirit gave the disciples power to begin working. With the power of Jesus' name, Peter healed a man who was lame. Peter and John showed God's power and pointed to a greater, spiritual healing found in Jesus.

KEY PASSAGE: Romans 10:14

BIG PICTURE QUESTION:

Why does God command Christians to tell others about Jesus? We tell others about Jesus so they will hear and believe the good news.

