

Unit 3: God's Rescue Plan

Unit Description: God's solution for sin, which He promised in Eden, became clearer when God made a covenant with Abraham. God promised to bring the Rescuer through Abraham's family. This family was far from perfect and endured great adversity, but through it all, God remained faithful, revealing that nothing could stop His plan.

Big Picture Question: Who is in control of everything? God is in control of everything in heaven and on earth. Nothing is outside of God's good plan.



SESSION 1: God Made a Covenant with Abraham
Genesis 12–20



SESSION 2: Melchizedek Blessed Abraham
Genesis 14; Hebrews 5; 7



SESSION 3: God Provided Isaac
Genesis 21–22



SESSION 4: God Changed Jacob
Genesis 25–33



SESSION 5: God Had a Plan for Joseph
Genesis 37–50



SESSION 6: God Controls Everything
Job



UNIT 3 | SESSION 1

GOD MADE A COVENANT WITH ABRAHAM

GENESIS 12-20

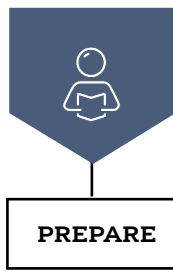
KEY PASSAGE: I know that the Lord is great, that our Lord is greater than all gods. The Lord does whatever pleases him, in the heavens and on the earth, in the seas and all their depths.
Psalm 135:5-6 NIV

BIG PICTURE QUESTION:

Who is in control of everything? God is in control of everything in heaven and on earth. Nothing is outside of God's good plan.

CHRIST CONNECTION:

God promised to bless all the world through Abraham. God sent Jesus from His home in heaven to be born on earth into Abraham's family. Through Jesus, all the nations of the earth are blessed because Jesus saves people from their sins.



PRIOR TO TEACHING THE SESSION



LEADER Bible Study

Think about all of the choices that we have each day. Just in the morning, we have dozens of different cereals to eat, perhaps that many varieties of milk to pour on top of the cereal, and nearly as many ways to make coffee to go with it. All of these are choices that we often take for granted.

Now think about all of the choices God had as He took a significant step in redemptive history and chose a couple to start a new people from whom the promised Rescuer would come. (Gen. 3:15) We see some of those choices at the tail end of Genesis 11, but we need to remember that God is not confined to choices like we are. He is all-powerful and sovereign; God had an infinite number of choices for this critical couple.

So whom did God choose? A man named Abram and his barren wife Sarai. Now that's a surprise, isn't it? This is the couple whom God would give descendants as numerous as the stars? (Gen. 15:5) From the world's perspective, this was a curious choice at best—and a laughable choice at worst.

But from God's perspective, Abram and Sarai were a brilliant choice. First, God made it clear from the inception of this new people that He was the One bringing everything to pass. This family was special because God clearly worked in them to bring forth

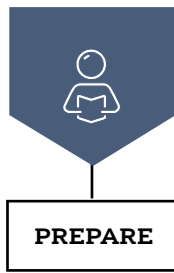
children. This is what Sarai understood when she said, "Who would have told Abraham that Sarah would nurse children? Yet I have borne a son for him in his old age" (Gen. 21:7). That the son of promise, Isaac, married a wife, Rebekah—who was also barren—is not a coincidence. (Gen. 25:21) Nor is it a coincidence that Jesus would be born to a virgin. (Luke 1:34) God is the God who makes possible that which is impossible, including rescuing people from sin.

Second, it took a while, but Abram's faith in God came to fruition because of his wife's barrenness. This was his barrier to faith in God. This is what he struggled with for so many years. In the end, Abram's greatest struggle became the greatest kindling of his faith. God didn't just begin a people through barrenness; He began a faithful people through it.

God's covenant with Abram was certainly amazing. But perhaps His choice of Abram in the first place is even more amazing.

TERMS TO KNOW

Covenant: Promise between two people or between a person and God. Sometimes keeping the promise depends on one person's meeting conditions set by the other person.



PRIOR TO TEACHING THE SESSION

GATHER Supplies

Keep a regular supply of the following items available at all times: Bibles, pens or pencils, markers, crayons, colored pencils, scissors, glue or tape, paper.



WELCOME

Activity Page

- "Covenant Code" activity page

Session Starter (Option 2)

- construction paper or sticky notes



LEARN

Introduce the Session

- countdown video

Big Picture Question

- Big Picture Question Poster

Review the Timeline

- Giant Timeline

Tell the Bible Story

- "God Made a Covenant with Abraham" video
- Bible Story Picture Poster

Questions from Kids

- "Unit 3, Session 1" questions from kids video

Missions Moment

- "Family on Mission" missions video

Key Passage Activity

- Key Passage Poster
- "For I Know (Psalm 135:5-6)" song
- worship song of your choice (optional)



LOVE

Review & Bible Skills

- Small Group Timeline and Map Set
- world map



LIVE

Activity Choice (Option 1)

- poster board
- sticky notes

Journal and Prayer

- Journal Page
- "Story Sketch" activity page



WELCOME Kids

Greet each kid as he or she arrives. Use this time to collect the offering, fill out attendance sheets, build relationships, and help new kids connect to your group.

SAY “ Have you ever moved to a new city? What did you leave behind? What surprised you about the new place? If you haven’t moved, what would you miss most about leaving your current home? ”

1 ACTIVITY PAGE (5 minutes)

Invite kids to complete “Covenant Code” on the activity page. Kids should fill in the key as they decode the cryptogram about today’s Bible story. If kids struggle, you may reveal the code: Move backward two letters from each given letter. (D = B, Y = W, and so on)

SAY “ What message did you find? God promised to bless all the world through Abraham. Very interesting. Let’s find out what that means. ”

2 SESSION STARTER (10 minutes)

OPTION 1: MAKE A HANDSHAKE



Instruct kids to form pairs. Each set of partners should come up with their own handshake. Encourage kids to choose a series of movements for their handshake (give a high five, lock pinkies, give a thumbs-up, and so forth). Allow a few minutes for kids to develop and practice their handshakes. Then call on pairs to demonstrate the handshakes for the group.

For an added challenge, play additional rounds with new partners. Challenge kids to remember their unique handshake for each partner.

SAY “ People sometimes use handshakes as a greeting. Handshakes are also used to confirm an agreement. In today’s Bible story, you’ll hear an unusual way God showed He would keep an agreement (or covenant). ”

OPTION 2: STAR SEARCH

Before the session, cut stars of various sizes and colors from construction paper. Alternatively, you could draw various stars on sticky notes. Prepare a few dozen. Put the stars around the room, hidden in plain sight.

Instruct kids to sit in the center of the room facing outward. Call out a color, size, or color and size of star (a red star, a large star, or a tiny blue star). The first kid to retrieve a star matching the description earns a point. Call out descriptions and let kids search.

SAY “ How many stars do we have in our room all together? We can count these, but could you ever count all the stars in the sky? No way. In today’s Bible story, God told Abraham his family would be as numerous as the stars. Let’s find out why He said that. ”

Transition from **WELCOME** to **LEARN**





THE STORY OF THE GOSPEL

INTRODUCE the Bible Story

1 INTRODUCE THE SESSION (3 minutes)

Show the countdown video as you transition to introduce the Bible story. Set it to end as the session begins.

SAY “Hi, everyone! I’m glad you came today. If you brought your Bible, hold it up. [Provide Bibles for kids who need one.] Can anyone tell me what the Bible is about? [Allow kids to respond.] The Bible is God’s Word. It tells us the wonderful story of God’s plan to rescue sinners.

As we will see, God uses people—ordinary people—as part of His good plan.”

2 BIG PICTURE QUESTION (1 minute)

SAY “Today and over the next few weeks, we are going to be thinking about a big picture question. The big picture question is a question that helps us remember something that is true about God or ourselves. It reminds us that beyond the smaller details of a Bible story, God is working out a greater plan.

Our big picture question is, **Who is in control of everything?** Who do you think? [Allow kids to respond.] Of course! God is in control. Here is our big picture answer: **God is in control of everything in heaven and on earth. Nothing is outside of God’s good plan.** We’ll talk more about that after we hear today’s Bible story.”

3 REVIEW THE TIMELINE (1 minute)

Show the giant timeline. Point to individual Bible stories as you review.

SAY “Can you remember the first stories we heard from the Bible? First, God did what? [Allow kids to respond.] God created everything. On the sixth day, God created His most special creation. What was it? (people) We saw that God created everything for His glory. He made people to know and love Him. Creation glorifies God.

But God’s perfect creation was ruined when Adam and Eve sinned. To sin is to think, speak, or behave in any way that goes against God and His commands. Ever since, every person has rebelled against God. God had a plan all along, though. He wanted to bring people back into a relationship with Himself. God commanded people to spread out and fill the earth. When they rebelled and tried to build a tower for their own glory, God confused their language and scattered them.

People’s rebellion did not stop God’s plan. Several generations after Noah, a man named Abram was born into the family of Noah’s son Shem. As you’ll see, Abram became known as Abraham. Today’s Bible story is called ‘God’s Covenant with Abraham.’ The people at Babylon had tried to make their name great by building a tower up to heaven. In today’s story, God reached down and promised to give Abraham a great name. Let’s find out what happened.”



THE STORY OF THE GOSPEL

LEARN the Bible Story

1 TELL THE BIBLE STORY: VIDEO OR STORYTELLER (10 minutes)

Open your Bible to Genesis 12–20. Use the Bible storytelling tips to help you tell the story, or show the Bible story video “God Made a Covenant with Abraham.” Use the bolded text to retell or review the story.

GOD MADE A COVENANT WITH ABRAHAM

“Abram and his wife Sarai (SEHR igh) were part of Noah’s family who had spread out on the earth after the great flood. God chose Abram for a special plan. He told Abram to move to a place he had never been. God promised to give Abram a large family and land for his family. “All the peoples on earth will be blessed through you,” God said.

This was a good promise, but Abram was sad because he didn’t have any children to inherit his blessing. Still, **Abram obeyed God. He went to the land of Canaan** with his wife and nephew. **One night, God led Abram outside. “Look at the sky and count the stars, if you can,” God said.** Abram couldn’t count the stars. There were too many! **“Your family will be that numerous,” God promised. Abram believed God, and God was pleased.**

God said, “I will give this land to your descendants.”

“How can I be sure?” Abram asked. So **God did something to show Abram that He would keep His covenant, or promise. First, God told Abram to bring five animals:** a cow, a goat, a ram, a turtledove, and a pigeon. Abram obeyed God. **He brought the animals, cut them in half, and laid the pieces across from each other. Then, when the sun was setting, Abram fell fast asleep.**

While Abram slept, God told him what would happen in the future. He said Abram’s family would be slaves in another country for 400 years. Then God would judge that nation and bless Abram’s family. But first, Abram would live a long, peaceful life. **When it was dark, a smoking fire pot and a flaming torch passed between the animals.** These items represented God. **This showed that God would be responsible for keeping His promise.**

When Abram was 99 years old, God talked to him again. “You will be the father of many children, grandchildren, and great-grandchildren. They will become many nations, and some of them will be kings. I will give them the land where you are living, and I will be their God. My promises will last forever.” God was so serious about His promise that He changed Abram’s name to Abraham, which means “Father of Many.” He changed Sarai’s name to Sarah. God said, “I will bless Sarah. She will have a son, and you will name him Isaac.” God promised to keep His covenant through Isaac and his future family.

Christ Connection: God promised to bless all the world through Abraham. God

STORYTELLING TIPS

Display figures: Choose people figures to represent Abraham and Sarah. Hold them up as you tell about them.

Use lighting effects: Dim the lights when telling about God’s ceremony showing He would keep His covenant. Carry a flashlight as a flaming torch.



THE STORY OF THE GOSPEL

sent Jesus from His home in heaven to be born on earth into Abraham's family. Through Jesus, all the nations of the earth are blessed because Jesus saves people from their sins. ”

2 REVIEW THE BIBLE STORY

SAY “ Abraham was a descendant of Noah, and he was living in Haran (HAY ran) when God spoke to him. What did God ask Abraham to leave? Look at Genesis 12:1. [Choose a volunteer to read the verse aloud.] God asked Abraham to leave his land, his relatives, and his father's house. Abraham didn't even know where he was going, but he had faith in God. Faith is trusting that God is who He says He is and that He will do what He says He will do.

What three things did God promise to Abraham? Look at Genesis 12:2. [Choose a volunteer to read the verse aloud.] God promised to give Abraham a new land, to make him into a great nation, and to bless him.

There were some problems, though. Abraham and his wife Sarah did not have any children, and they weren't getting any younger. But God was in control. He had made a covenant with Abraham. A covenant is a promise between two people or between a person and God. Sometimes keeping the promise depends on one person's meeting conditions set by the other person. This covenant depended only on God. God didn't say, 'If you and Sarah ever have children, then I will bless the world through them.' God said, 'I will do this.' God would keep His promise no matter what.

Remember in the Bible story when a smoking pot and a flaming torch passed between the animals? Back in that time, when two people made a covenant they would both walk between the animals as a sign that they were promising to keep their part of the covenant. When God made a covenant with Abraham, the smoking pot and flaming torch passed through the animals—not Abraham. This was a sign that God alone was going to keep His covenant promises.

The Bible says Abraham believed God and it was credited to him as righteousness. This is what the New Testament Book of Romans says. [Read aloud Rom. 4:20-21.] Abraham believed that God could do anything He promised to do. Even though Abraham and Sarah were old and didn't have any children, Abraham believed God's promise that his family would be as numerous as the stars. ”

3 CHRIST CONNECTION

SAY “ God promised to bless all the world through Abraham. Remember God's promise to Eve in Genesis 3:15. Eve's descendant would come from this nation promised to Abraham, crush the head of the serpent, and bring about the greatest blessing to all people. The blessing was not land or family, but salvation from sin. The curse would be broken. Sin would be defeated. Death would be overcome. And all who would trust in the one coming would be blessed. God sent Jesus from His home in heaven to be born on earth into Abraham's family. Through Jesus, all the nations of the earth are blessed because Jesus saves people from their sins. ”

(Tip: Use Scripture and the guide provided to explain how to become a Christian. Make sure kids know when and where they can ask questions.)



THE STORY OF THE GOSPEL

4 QUESTIONS FROM KIDS (3 minutes)

Show the “Unit 3, Session 1” questions from kids video. Prompt kids to discuss:

1. What are God’s promises to you?
2. Do you believe God will keep His promises? Why or why not?

5 MISSIONS MOMENT (3 minutes)

SAY “ God wants everyone to be on mission for Him, no matter where they go. He led the Caldwell family to take a mission trip all the way to Ecuador. Let’s find out more about their trip to work with a ministry called For His Children. As the video plays, watch and listen for the ways they served others in Jesus’ name. ”

Play the missions video. Then ask about the different ways the Caldwells were on mission (fed babies, played games and sang songs with children, helped clean and repair playground equipment, served the workers, told Bible stories).

Remind kids that God kept His promise to Abraham by sending Jesus. Through Jesus, all the nations of the earth are blessed because Jesus saves people from their sins. Missionaries tell others about Jesus so they can receive the blessing of life with God forever. Choose a volunteer to pray for missionaries in Ecuador and for any missionaries your church supports.

6 KEY PASSAGE ACTIVITY (5 minutes)

Show the key passage poster. Lead kids in reading aloud Psalm 135:5-6 together.

Then lead them to make up motions for some of the key words in the passage. Allow kids to suggest motions, or use the following with the CSB® translation: point to head (know), point upward (Lord), thumbs up (great), thumbs up above head (greater), nod head (does), shrug shoulders (whatever), sweep arms outward (pleases). Let kids practice saying the key passage using the motions as they say the words.

SAY “ We know that the Lord is great. The Bible tells of His wondrous works. He created the world, shows grace to sinners, and called Abraham for His special purpose of blessing the world. God is in control, and He is good. Over the next several weeks, we will work on memorizing this passage to remember the important truth that God is great and in control. ”

Lead kids to sing “For I Know (Psalm 135:5-6).” You may also choose to sing a worship song of your choice.

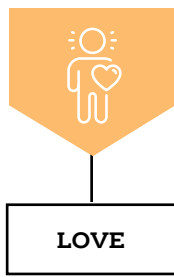
7 PRAY (2 minutes)

Invite kids to pray before transitioning from **LEARN** to **LOVE**.

SAY “ Lord God, thank You for Your Word. You are faithful and You always keep Your promises. You kept Your promise to bless the world by giving us Your Son, Jesus. We love You. Amen. ”

Transition from **LEARN** to **LOVE**





THE GOD OF THE GOSPEL

LOVE God by Applying the Story

1 REVIEW & BIBLE SKILLS (5 minutes)

Distribute Bibles and display the Old Testament Mediterranean Map. Guide kids to open their Bibles to Genesis 17. Point out the approximate location of Haran (E10) on the map.

SAY “God spoke to Abraham and told him to leave his home in Haran. Abraham, his wife, and his nephew went to Canaan [point to Canaan (H9) on the map] and then to down to Egypt [point to Egypt (H7)].”

Consider comparing the map to a modern-day map to help kids understand where this story took place. (Tip: Locate the areas in and around modern-day Syria, Israel, and Egypt.)

Choose a volunteer to read aloud Genesis 17:19.

SAY “God said that Sarah—even though she was old—would have a baby. God would keep His promise through Abraham and Sarah’s son Isaac. God would repeat His promise for Isaac and his future descendants. The rest of Genesis focuses on four generations of this one family.”

2 GROUP DISCUSSION (10 minutes)

Ask the following questions. Lead the group to discuss.

SAY “What are some things God might call us to leave behind in order to follow Him?”

Remind kids that God called Abram to physically leave his home and go to a new land. God might call us to live in a different place; He always calls us to leave behind our old way of living in sin. Emphasize to kids that though we may give up lesser things to follow Jesus, He has so many better things for us.

(Option: Choose a volunteer to read Rom. 6:4.)

SAY “How does God’s blessing to Abraham extend to us?”

Guide kids to recall that God promised to bless the world through Abraham’s family. Jesus was one of the numerous offspring God promised Abraham. It is because of Jesus that all people would be blessed through Abraham. All people who trust in Christ are blessed because Jesus provided salvation from sin.

(Option: Choose a volunteer to read James 1:12.)

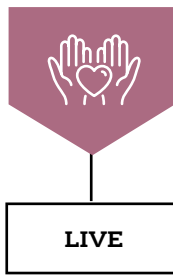
SAY “Are you quick to obey your parents when they give you a command? Why? Are you quick to obey God? Why?”

Invite kids to be honest about their attitude toward their parents’ commands. Kids might be tempted to ask questions, drag their feet, make excuses, or flat out refuse to obey. Help them consider why. We might hesitate in obedience to God if we believe our own plans are better than His. Point out that when Abraham chose to believe God, he surrendered his life to God’s plan. When we trust Jesus, we surrender our lives to follow God’s good plan for us.

(Option: Choose a volunteer to read Prov. 7:2.)

Transition from **LOVE** to **LIVE**





THE MISSION OF THE GOSPEL

LIVE the Mission

1 ACTIVITY CHOICE (10 minutes)

OPTION 1: FAMILY ON MISSION



SAY “ We saw a video about a family who went on a mission trip. Let’s think about how your family could serve on a mission trip. ”

Use a marker to divide a poster board into four squares. Write these tasks in different squares on the poster board: *Prepare meals, Lead children in games, Clean or fix things, Preach the gospel.* Distribute sticky notes and pencils. Ask kids to write the names of family members on sticky notes and put the notes in the squares where they think those people could best serve on a mission trip. Let kids explain their choices. Make sure kids include themselves! If kids have baby siblings, prompt them to imagine where their brother or sister could serve someday.

SAY “ Many different people can serve on a missions trip! One day, God might call you or even your whole family to serve Him on a missions trip. God can use you to help people around the world hear about Jesus. ”

OPTION 2: FAMILY TREE DRAWING



Provide paper and writing utensils. Guide kids to draw their family trees. Instruct each kid to list her name and the names of her siblings, parents, grandparents, and any other family members.

Consider preparing your own family tree as an example. Encourage kids to draw a tree around the names of the people in their families.

SAY “ Today, we heard about Abraham. God promised to give Abraham and Sarah a big family. They didn’t have any children and they were old, but God said Abraham would be the father of many nations. Abraham’s family became so large, and it even included Jesus. Through Jesus, all the nations of the earth are blessed because Jesus saves people from their sins. ”

2 JOURNAL AND PRAYER (5 minutes)

Distribute journal pages and pencils. Guide kids to think about and answer the questions listed on the page. As kids journal, invite them to share their ideas.

- What does this story teach me about God or the gospel?
- What does the story teach me about myself?
- Are there any commands in this story to obey? How are they for God’s glory and my good?
- Are there promises in this story to remember? How do they help me trust and love God?
- How does this story help me to live on mission better?

Review the gospel and encourage kids to speak with you or another teacher if they have questions. Then pray, thanking God for His promises and blessings. Ask Him for boldness and opportunities to be a blessing to the world by sharing the good news of Jesus with others. As time allows, lead kids to complete “Story Sketch” on the activity page.



JOURNAL PAGE

1. What does this story teach me about God or the gospel?
2. What does this story teach me about myself?
3. Are there any commands in this story to obey? How are they for God's glory and my good?
4. Are there any promises in this story to remember? How do they help me trust and love God?
5. How does this story help me to live on mission better?



Unit 3 • Session 1

GOD'S COVENANT WITH ABRAHAM

Genesis 12-20

WHO IS IN CONTROL OF EVERYTHING? GOD IS IN CONTROL OF EVERYTHING IN HEAVEN AND ON EARTH. NOTHING IS OUTSIDE OF GOD'S GOOD PLAN.

Abram and his wife Sarai were part of Noah's family who had spread out on the earth after the great flood. God chose Abram for a special plan. God promised to give Abram a large family and land for his family. "All the peoples on earth will be blessed through you," God said.

Abram obeyed God. He went to the land of Canaan. One night, God led Abram outside. "Look at the sky and count the stars, if you can," God said. "Your family will be that numerous," God promised. Abram believed God, and God was pleased.

God did something to show Abram that He would keep His covenant, or promise. First, God told Abram to bring five animals. He brought the animals, cut them in half, and laid the pieces across from each other. Then, when the sun was setting, Abram fell fast asleep.

While Abram slept, God told him what would happen in the future. When it was dark, a smoking fire pot and a flaming torch passed between the animals. This showed that God would be responsible for keeping His promise.

When Abram was 99 years old, God talked to him again. "You will be the father of many children, grandchildren, and great-grandchildren. They will become many nations, and I will be their God."

God changed Abram's name to Abraham, which means "Father of Many."

Christ Connection: God promised to bless all the world through Abraham. God sent Jesus from His home in heaven to be born on earth into Abraham's family. Through Jesus, all the nations of the earth are blessed because Jesus saves people from their sins.

FOLD

Covenant Code | Use the key to solve the coded message about today's Bible story.

A	B	D	E	G	H	I	L	M	O	P	R	S	T	U	W
C	D	F	G	I	J	K	N	O	Q	R	T	U	V	W	Y

<input type="text"/>	<input type="text"/>	<input type="text"/>	<input type="text"/>	<input type="text"/>	<input type="text"/>	<input type="text"/>	<input type="text"/>	<input type="text"/>	<input type="text"/>	<input type="text"/>	<input type="text"/>	<input type="text"/>	<input type="text"/>	<input type="text"/>	<input type="text"/>	<input type="text"/>	
I	Q	F	R	T	Q	O	K	U	G	F	V	Q	D	N	G	U	U
<input type="text"/>	<input type="text"/>	<input type="text"/>	<input type="text"/>	<input type="text"/>	<input type="text"/>	<input type="text"/>	<input type="text"/>	<input type="text"/>	<input type="text"/>	<input type="text"/>	<input type="text"/>	<input type="text"/>	<input type="text"/>	<input type="text"/>	<input type="text"/>	<input type="text"/>	
C	N	N	V	J	G	Y	Q	T	N	F	V	J	T	Q	W	I	J
<input type="text"/>	<input type="text"/>	<input type="text"/>	<input type="text"/>	<input type="text"/>	<input type="text"/>	<input type="text"/>	<input type="text"/>	<input type="text"/>	<input type="text"/>								
C	D	T	C	J	C	O											

Genesis 12:1-3

Genesis 15:4-5

Genesis 15:9-18

Genesis 18:9-13



Story Sketch | Draw a picture to represent each part of the Bible story. Then retell the story in your own words.

NAME: _____



God Made a Covenant with Abraham

BIBLE STORY SUMMARY:

- God chose a man named Abram to use in His plan.
- God promised Abram to make his family a great nation and bless the whole world through his family line.
- God changed his name to Abraham and promised a family more numerous than the stars.

CHRIST CONNECTION:

God promised to bless all the world through Abraham. God sent Jesus from His home in heaven to be born on earth into Abraham's family. Through Jesus, all the nations of the earth are blessed because Jesus saves people from their sins.

KEY PASSAGE: Psalm 135:5-6

BIG PICTURE QUESTION:

Who is in control of everything? God is in control of everything in heaven and on earth. Nothing is outside of God's good plan.