

Unit 4: Out of Egypt

Unit Description: Many years had passed since God used Joseph to rescue His people from a famine by bringing them into Egypt. Now, however, God's people were in bondage and needed to be rescued. God raised up a new rescuer, Moses, to deliver His people out of Egypt and lead them back to the promised land.

Big Picture Question: Does God keep His promises? Yes, God always keeps His promises because He is faithful.



SESSION 1: God Called Moses

Exodus 1–4



SESSION 2: God Delivered His People

Exodus 5–12



SESSION 3: God Parted the Red Sea

Exodus 13–15



UNIT 4 | SESSION 1

GOD CALLED MOSES

EXODUS 1-4

KEY PASSAGE: **God is not human, that he should lie, not a human being, that he should change his mind. Does he speak and then not act? Does he promise and not fulfill?**
Numbers 23:19 NIV

BIG PICTURE QUESTION:

Does God keep His promises? Yes, God always keeps His promises because He is faithful.

CHRIST CONNECTION:

God saved Moses' life and called him to rescue God's people from slavery. The calling of Moses points to a greater calling and rescue—the call of Jesus to come to earth to save God's people. Jesus gave up His life to save us from slavery to sin.



PRIOR TO TEACHING THE SESSION



LEADER Bible Study

Moses' life was in danger from the moment he was born. He was an Israelite—a descendant of Israel (Jacob)—living in Egypt after Jacob's family had moved there, seeking food during a famine.

Four hundred years later, this family had grown and multiplied. Moses' parents, Amram and Jochebed, likely lived in fear of the pharaoh who ruled Egypt and took drastic measures to oppress the Israelites. Could God's promises for His people stand against such opposition?

Jochebed hid her baby boy as long as she could—about three months—before she put him in a basket among the reeds of the river. She couldn't have known that Pharaoh's daughter would find him and want to raise him as her own, or that the princess would let Jochebed care for him until he was old enough to be raised as an Egyptian prince. She couldn't have known that her son would grow up to deliver the Israelites out of Egypt. But God knew. All along, God had a plan for Moses and His people.

God appeared to Moses years later. Moses was a shepherd then, having grown up in Egypt's royal household only to flee as a murderer to Midian. There, Moses started a family and worked as a shepherd, perhaps never imagining he would see Egypt again.

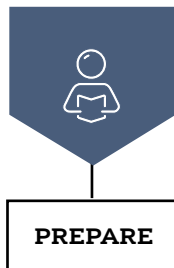
But one night, God drew a curious Moses to Himself and spoke through a burning bush. You see, God remembered the promise He made to Eve in Genesis 3. He remembered His covenant with Abraham in Genesis 12, which He repeated to Isaac and Jacob. So many years had passed, but God remembered His promises.

Moses was inadequate for the task of rescuing the Israelites, but God promised His power and presence. So in the early chapters of Exodus, we see Moses return to Egypt to confront Pharaoh—acting as a mediator between the Israelites and their burdensome king.

As you consider Moses' calling, look forward to an even greater calling and rescue—the call of Jesus to come to earth to save God's people from their sin. Jesus is greater than Moses. Moses delivered God's people from physical captivity; Jesus delivers God's people from captivity to sin and death.

PEOPLE TO KNOW

Moses: biblical patriarch; chosen by God to lead His people out of captivity and to the promised land



PRIOR TO TEACHING THE SESSION

GATHER Supplies

Keep a regular supply of the following items available at all times: Bibles, pens or pencils, markers, crayons, colored pencils, scissors, glue or tape, paper.



WELCOME

Activity Page

- “Message in the Maze” activity page

Session Starter (Option 1)

- small basket

Session Starter (Option 2)

- sandals, 2 pairs



LEARN

Introduce the Session

- countdown video

Big Picture Question

- Big Picture Question Poster

Review the Timeline

- Giant Timeline

Tell the Bible Story

- “God Called Moses” video
- Bible Story Picture Poster

Questions from Kids

- “Unit 4, Session 1” questions from kids video

Missions Moment

- “The McDonalds to Tanzania” missions video
- world map

Key Passage Activity

- Key Passage Poster
- “Unchanging God (Numbers 23:19)” song
- worship song of your choice (optional)



LOVE

Review & Bible Skills

- Small Group Timeline and Map Set
- world map



LIVE

Activity Choice (Option 1)

- Printable: “Medical Missions Theater”
- bowl
- adhesive bandages
- permanent marker

Activity Choice (Option 2)

- Big Picture Question Poster
- small basket
- stopwatch or timer (optional)

Journal and Prayer

- Journal Page
- “Miraculous Signs” activity page



WELCOME Kids

Greet each kid as he or she arrives. Use this time to collect the offering, fill out attendance sheets, build relationships, and help new kids connect to your group.

| **SAY** “ If you grew up as a prince or princess, what is one thing you would do? ”

1 ACTIVITY PAGE (5 minutes)

Invite kids to complete “Message in the Maze” on the activity page.

| **SAY** “ When you make a promise, do you always keep it perfectly? Probably not. We may forget to clean our rooms like we promised. What about God? Do you think He ever fails to keep a promise? God always keeps His promises. We’ll see an example of God’s faithfulness in today’s Bible story. ”

2 SESSION STARTER (10 minutes)

OPTION 1: GOD SAVES GAME



Choose one person to be “Pharaoh” and one person to be “Mom.” The other kids will represent the Nile River. Give Mom a small basket, and direct Pharaoh to close his eyes. While everyone is still, Mom has 10 seconds to hide the basket from Pharaoh. She could hide the basket somewhere in the room or with one of the kids.

Count down from 10. Let Pharaoh open his eyes and try to find the basket. When Pharaoh finds the basket or 30 seconds is up, reassign roles and repeat.

| **SAY** “ In today’s Bible story, we will hear about a mother who did everything she could to keep her baby safe from Pharaoh, the king in Egypt. She put him in a basket at the edge of the Nile River. We will see how God kept the baby safe. God had a plan to rescue His people from Pharaoh and from slavery in Egypt. ”

OPTION 2: SANDAL RELAY

Form two teams of kids, and instruct each team to form a single-file line. Give the last player in each line a pair of sandals.

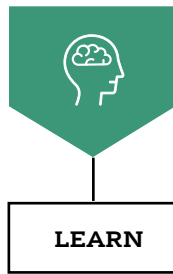
Explain that when you say go, the last player will pass the sandals over the head of the player in front of her. That player will pass them under the player in front of him. Kids will continue to pass the sandals over and under until they reach the front of the line. The player at the front will slip them on his hands, bear walk to the back of the line, and then pass them over the head of the player in front of him.

Continue until every player has had a turn moving to the back. If teams are uneven, assign a player on the team with fewer players to go twice.

| **SAY** “ In the Bible story we will hear today, God told someone to take off his sandals. Why would He do that? Listen carefully to the story to find out. ”

Transition from **WELCOME** to **LEARN**





THE STORY OF THE GOSPEL

INTRODUCE the Bible Story

1 INTRODUCE THE SESSION (2 minutes)

Show the countdown video as you transition to introduce the Bible story. Set it to end as the session begins.

SAY “Hello, everyone! I’m [your name], and I am so glad to see you. If you have your Bible with you today, hold it up! [Provide Bibles for kids who need one.] The Bible is God’s Word. It tells us the wonderful story of God’s plan to rescue sinners.

Have you ever thought that the Bible is too long or too old or too hard to understand? Maybe you aren’t even sure what the Bible is about, or maybe you’ve heard stories from the Bible since you were little. No matter how familiar or unfamiliar you are with the Bible, I am excited for you to join me each week as we learn more about God—who keeps His promises—and about the good news He has for us.”

2 BIG PICTURE QUESTION (1 minute)

SAY “Today and over the next few weeks, we are going to be thinking about a big picture question. The big picture question helps us learn and remember something that is true about God or ourselves. It reminds us that beyond the smaller details of a Bible story, God is working out a greater plan.

Our big picture question is, **Does God keep His promises?** What do you think? [Allow kids to respond.] **Yes, God always keeps His promises because He is faithful.** Because God keeps His promises, we know that we can trust Him. Let’s say our big picture question and answer together: **Does God keep His promises? Yes, God always keeps His promises because He is faithful.**”

3 REVIEW THE TIMELINE (2 minutes)

Show the giant timeline. Point to individual Bible stories as you review.

SAY “We started with the first book of the Bible, Genesis, which means ‘beginning.’ In the beginning, God created everything for His glory. He made people in His image. When sin entered the world through Adam and Eve, God revealed His plan to bring people back to Himself through a descendant—His own Son.

Today’s Bible story comes from the second book of the Bible: Exodus. Exodus means ‘departure.’ In the stories from Exodus, we will see how God remained faithful to His promises. Many years had passed since God used Joseph to rescue His people from a famine by bringing them into Egypt. Now, however, God’s people were enslaved and needed to be set free. God raised up a new rescuer to deliver His people out of Egypt and lead them to the promised land. We’ll see how this all started in our story, ‘God Called Moses.’”



THE STORY OF THE GOSPEL

LEARN the Bible Story

1 TELL THE BIBLE STORY: VIDEO OR STORYTELLER (10 minutes)

Open your Bible to Exodus 1–4. Use the Bible storytelling tips to help you tell the story, or show the Bible story video “God Called Moses.” Use the bold text to retell or review the story.

GOD CALLED MOSES

“**Joseph’s family in Egypt grew** even after Joseph, his brothers, and their families died. **All the people in this family were known as Israelites** because they came from Joseph’s father Jacob, who was also called Israel.

When **a new pharaoh** came to power in Egypt, he **was afraid of the Israelites**. Pharaoh worried they would all fight against him. **So Pharaoh made the Israelites slaves** and gave them very hard work to do. **Still, their families grew. So Pharaoh ordered for all their baby boys to be killed.**

Around this time, a woman gave birth to a son. She hid him as long as she could, and then **she put him in a basket and set it along the bank of the Nile River**. Soon **Pharaoh’s daughter** went to the river to take a bath. She **found the baby** and felt sorry for him. Pharaoh’s daughter **wanted the baby to be her son**. **The princess named the baby Moses.**

Moses grew up as a prince in Egypt. **One day, he saw an Egyptian man mistreating an Israelite man. Moses killed the Egyptian and fled** from Egypt. **He worked as a shepherd in another land** for many years. **Back in Egypt, the Israelite people were miserable. They cried out to God, and God heard them.** He had a plan to help them.

One day, Moses saw a bush on fire. The bush was not burning up! Suddenly, **God called from the bush: “Moses, Moses!”**

Moses replied, “Here I am.”

God told Moses to take off his sandals because Moses was standing on holy ground. **Then God said, “I have seen how My people are suffering. I want you to lead them out of Egypt** to a good land I have for them.”

“What if they ask for Your name?” Moses said. “What should I tell them?”

“I AM WHO I AM,” God said. “Tell them: I AM has sent me to you.”

“What if they don’t believe me?” Moses asked.

So God gave Moses three miraculous signs to prove that God had appeared to him: Moses’ staff would turn into a snake, his hand would become diseased and then healed, and water from the river would turn into blood. **But Moses still made excuses.** He said, “Please send someone else.” **God was angry but agreed to send Moses’ brother, Aaron, with him.** So Moses went **to Egypt.**

STORYTELLING TIPS

Make faces: Whenever someone in the story conveys an emotion, prompt the kids to make a face showing how they might feel in that situation.

Use props: Whenever an object is mentioned, hold up a matching prop (basket, branch of a bush, sandal, snake, water).



THE STORY OF THE GOSPEL

Christ Connection: God saved Moses' life and called him to rescue God's people from slavery. The calling of Moses points to a greater calling and rescue—the call of Jesus to come to earth to save God's people. Jesus gave up His life to save us from slavery to sin. ”

2 REVIEW THE BIBLE STORY

SAY “Wow! What a story. The Israelites were slaves in Egypt for 400 years. Life under Pharaoh was hard. How do you think Jochebed (JAHK uh bed)—Moses' mom—felt when she held him in her arms as a baby? [Allow kids to respond.] She was probably afraid that he would have a hard life too, or even be killed. She hid her baby in a basket, and Moses was discovered and adopted by Pharaoh's daughter. So Moses grew up in the palace as part of Pharaoh's family. God protected baby Moses and had a plan for him.

What happened that caused Moses to leave Egypt? (Moses killed an Egyptian.) He fled to the wilderness. When Moses was 80 years old, God spoke to him through what? (a burning bush) [Choose a volunteer to read aloud Ex. 3:7-9.] God called Moses to confront Pharaoh and deliver the Israelites from Egypt. Was Moses willing to go? Not exactly. Moses made excuses and even asked God to send someone else. But God promised He would go with Moses, and He told Moses what to say. When Moses still felt afraid, God allowed him to take his brother, Aaron, with him. God had rescued Moses as a baby to be part of His plan to lead the Israelites from captivity, and God would be with Moses the entire way.

What do we learn about God in these chapters? [Allow kids to respond.] We learn that God is faithful, that He hears us, and that He is in control. We also learn God's name. What did God tell Moses to call Him when speaking to the Israelites? Look at Exodus 3:14-15. [Choose a volunteer to read the passage aloud.]

God said His name was “I AM WHO I AM.” Sometimes it is translated or written as “I AM BECAUSE I AM” or “I WILL BE WHO I WILL BE.” All three answers describe that God is sovereign and He never changes. Sovereign means that God is in control and will accomplish or do whatever is pleasing to Him. By telling Moses His name, God reminded Moses of how great He is and that He is in control.

Open your Bible to Exodus 2:23-24. [Choose a volunteer to read the verses aloud.] God kept His promise to Abraham. When the Israelites called out to God in their suffering, God had a plan to give them the land He promised Abraham. **Does God keep His promises? Yes, God always keeps His promises because He is faithful.** ”

3 CHRIST CONNECTION

SAY “God saved Moses' life and called him to rescue God's people from slavery. The calling of Moses points to a greater calling and rescue—the call of Jesus to come to earth to save God's people. Jesus gave up His life to save us from slavery to sin. ”

(Tip: Use Scripture and the guide provided to explain how to become a Christian. Make sure kids know when and where they can ask questions.)



THE STORY OF THE GOSPEL

4 QUESTIONS FROM KIDS (3 minutes)

Show the “Unit 4, Session 1” questions from kids video. Prompt kids to discuss:

1. Why did God say His name is “I AM”? What does that mean?
2. Do you know any other names for God? What do they mean?

5 MISSIONS MOMENT (3 minutes)

SAY “ Today, we heard the story of how God called Moses to take a message to Pharaoh and lead the Israelites out of Egypt. Thousands of years later, Jesus rose from the dead and called His followers to deliver a message to the whole world. He told them to go and teach people about Him in all of the different nations. This calling is known as the Great Commission. Jesus wants people all over the world to know Him and worship Him. Today, we’re going to meet a family who followed Jesus’ instructions by going to be missionaries in a country called Tanzania, which is in Africa. ”

Show Tanzania on a world map. Then play the missions video. Guide the kids to name some ways that they can pray for the McDonald family. Pray for the McDonalds, the people of Tanzania, and any missionaries your church supports.

6 KEY PASSAGE ACTIVITY (5 minutes)

Show the key passage poster. Lead kids in reading aloud Numbers 23:19 together.

SAY “ In today’s Bible story, God did miracles to show Moses He would keep His word. Our key passage reminds us that God does what He says He will do. ”

Instruct each kid to take a turn reading the key passage in a silly voice she chooses (sing-song like a bird, high-pitched like a mouse, growling like a lion, etc.). Remind the kids that God has a plan for us whether we feel weak like a mouse or strong like a lion, and He will be faithful to do what He promises.

Lead kids to sing “Unchanging God (Numbers 23:19).” You may also choose to sing a worship song of your choice.

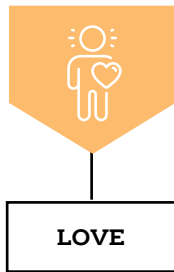
7 PRAY (2 minutes)

Invite kids to pray before transitioning from **LEARN** to **LOVE**.

SAY “ God, You are constant and always keep Your word. Thank You for hearing us when we pray to You and for comforting us when we are afraid. Help us to faithfully keep our promises like You keep Yours. Amen. ”

Transition from **LEARN** to **LOVE**





THE GOD OF THE GOSPEL

LOVE God by Applying the Story

1 REVIEW & BIBLE SKILLS (5 minutes)

Distribute Bibles and display the Old Testament Mediterranean Map. Guide kids to open their Bibles to Exodus 4. Explain that Moses was born in Egypt (H7). When he killed an Egyptian and fled, he went east to Midian (I7). Canaan, the land God promised to Abraham, was north of Midian. The Midianites were distantly related to the Israelites.

Consider comparing the Old Testament Mediterranean Map to a modern-day map to help kids understand where these stories took place. (Tip: Locate the northwest area of Saudi Arabia.) Choose a volunteer to read aloud Exodus 4:5.

SAY “God called Moses out of Midian to go back to Egypt and deliver the Israelites. Why? Because God always keeps His promises. **Does God keep His promises? Yes, God always keeps His promises because He is faithful.**”

2 GROUP DISCUSSION (10 minutes)

Ask the following questions. Lead the group to discuss.

SAY “What has God promised us in His Word?”

Remind kids that God had a plan for Moses' life. God used many miracles to show that He is who He says He is and remind Moses of all the promises God kept in the past. Lead kids to recognize that just like God kept His promises to Abraham, Isaac, and Jacob, God kept His promise to us by sending His Son, Jesus.

(Option: Choose a volunteer to read 1 John 2:25.)

SAY “What are some other times God kept His promises?”

Invite kids to think of other times in the Bible when God kept His promises. Lead kids to share their own experiences when God kept His promise. Reflect on how remembering God's faithfulness can help us feel about the future.

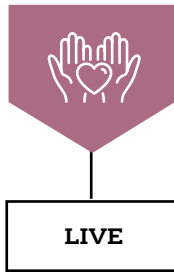
(Option: Choose a volunteer to read 2 Cor. 1:20.)

SAY “What are some excuses we make when we don't want to obey God?”

Encourage kids to share their thoughts. Point out that God encouraged Moses with signs that He was with him. Remind kids that we can trust God to keep His promises, so we don't have to be afraid.

(Option: Choose a volunteer to read 1 John 2:17.)





THE MISSION OF THE GOSPEL

LIVE the Mission

1 ACTIVITY CHOICE (10 minutes)

OPTION 1: MEDICAL MISSIONS THEATER



Before the session, use a permanent marker to write *Pray for the McDonalds* on the wrappers of adhesive bandages. Prepare one per kid. Choose a volunteer to draw a “Medical Missions Theater” card and act out the medical treatment on the card. The rest of the group will try to guess the treatment. When someone guesses correctly, he becomes the next actor. Ask the kids to name things that might be difficult about moving from their home to another country.

SAY “ When God called Moses to go to Egypt, Moses made excuses because he was afraid. It probably wasn’t easy for the McDonalds to leave their life in the US, but they chose to obey God and use their medical training to reach people in Tanzania with the gospel. ”

Give each kid a bandage and encourage them to use it as a reminder to pray for the McDonalds at home.

OPTION 2: RESCUE!



Use cones to outline a 5-foot circle. Place an object in the middle of the circle, and choose two kids to be its guards. Explain that the guards may not step inside or travel away from the circle.

Challenge kids to rescue the object without being tagged by the guards. Kids who are tagged are out. Play continues until a player rescues the object or the guards tag all the players.

SAY “ Today we learned that God rescued Moses to deliver His people from captivity. Moses’ rescue mission points to a greater rescue mission—Jesus’ coming to earth to save God’s people from sin. Moses and Jesus both obeyed God’s commands in order to carry out His plan of salvation. Moses delivered God’s people from physical captivity; Jesus delivered God’s people from captivity to sin. **Does God keep His promises? Yes, God always keeps His promises because He is faithful.** ”

2 JOURNAL AND PRAYER (5 minutes)

Distribute journal pages and pencils. Guide kids to think about and answer the questions listed on the page. As kids journal, invite them to share their ideas.


- What does this story teach me about God or the gospel?
- What does the story teach me about myself?
- Are there any commands in this story to obey? How are they for God’s glory and my good?
- Are there promises in this story to remember? How do they help me trust and love God?
- How does this story help me to live on mission better?

Review the gospel and encourage kids to speak with you or another teacher if they have questions. Then pray, thanking God that we can trust Him to be faithful. Ask God to help us trust Him to keep His promises and give us courage to obey Him. As time allows, lead kids to complete “Miraculous Signs” on the activity page.



JOURNAL PAGE

1. What does this story teach me about God or the gospel?
2. What does this story teach me about myself?
3. Are there any commands in this story to obey? How are they for God's glory and my good?
4. Are there any promises in this story to remember? How do they help me trust and love God?
5. How does this story help me to live on mission better?



Unit 4 • Session 1

GOD CALLED MOSES

Exodus 1-4

DOES GOD KEEP HIS PROMISES? YES, GOD ALWAYS KEEPS HIS PROMISES BECAUSE HE IS FAITHFUL.

Joseph's family in Egypt grew. All the people in this family were known as Israelites. A new pharaoh was afraid of the Israelites. So Pharaoh made the Israelites slaves. Still, their families grew. So Pharaoh ordered for all their baby boys to be killed.

Around this time, a woman gave birth to a son. She put him in a basket and set it along the bank of the Nile River. Pharaoh's daughter found the baby and wanted the baby to be her son. The princess named the baby Moses.

Moses grew up as a prince. One day, he saw an Egyptian man mistreating an Israelite man. Moses killed the Egyptian and fled. He worked as a shepherd in another land. In Egypt, the Israelite people were miserable. They cried out to God, and God heard them.

One day, Moses saw a bush on fire. God called from the bush: "Moses, Moses!"

Moses replied, "Here I am."

God said, "My people are suffering. I want you to lead them out of Egypt."

"What if they ask for Your name?" Moses said.


"I AM WHO I AM," God said.

"What if they don't believe me?" Moses asked.

God gave Moses three miraculous signs to prove that God had appeared to him. But Moses still made excuses. God was angry but agreed to send Moses' brother, Aaron, with him to Egypt.

Christ Connection: God saved Moses' life and called him to rescue God's people from slavery. The calling of Moses points to a greater calling and rescue—the call of Jesus to come to earth to save God's people. Jesus gave up His life to save us from slavery to sin.

FOLD



Message in the Maze | Collect words along the correct path to find the message hidden in the maze. Write it in the spaces below.

Miraculous Signs | Read Exodus 4:1-9. Circle which signs God promised to Moses. Cross out the signs God did not promise.



NAME:



the **GOSPEL** PROJECT.

God Called Moses

BIBLE STORY SUMMARY:

- The Israelites were enslaved by the Egyptians.
- Pharaoh ordered the Israelites' baby sons to be killed, but God protected Moses.
- Moses fled Egypt after killing an Egyptian for beating an Israelite.
- God called Moses to lead His people to freedom.

CHRIST CONNECTION:

God saved Moses' life and called him to rescue God's people from slavery. The calling of Moses points to a greater calling and rescue—the call of Jesus to come to earth to save God's people. Jesus gave up His life to save us from slavery to sin.

KEY PASSAGE: Numbers 23:19

BIG PICTURE QUESTION:

Does God keep His promises?
Yes, God always keeps His promises because He is faithful.

