

Unit 4: Out of Egypt

Unit Description: Many years had passed since God used Joseph to rescue His people from a famine by bringing them into Egypt. Now, however, God's people were in bondage and needed to be rescued. God raised up a new rescuer, Moses, to deliver His people out of Egypt and lead them back to the promised land.

Big Picture Question: Does God keep His promises? Yes, God always keeps His promises because He is faithful.



SESSION 1: God Called Moses

Exodus 1–4



SESSION 2: God Delivered His People

Exodus 5–12



SESSION 3: God Parted the Red Sea

Exodus 13–15



UNIT 4 | SESSION 2

GOD DELIVERED HIS PEOPLE

EXODUS 5-12

KEY PASSAGE: **God is not human, that he should lie, not a human being, that he should change his mind. Does he speak and then not act? Does he promise and not fulfill? Numbers 23:19 NIV**

BIG PICTURE QUESTION:

Does God keep His promises? Yes, God always keeps His promises because He is faithful.

CHRIST CONNECTION:

By His grace, God spared the Israelites from judgment by requiring the blood of a lamb. Jesus is the Lamb of God, who takes away the sin of the world. His death was the ultimate sacrifice, and those who trust in Jesus are under His saving blood and will be passed over in the final judgment.



PRIOR TO TEACHING THE SESSION



LEADER Bible Study

God’s heart is for His people. When the Israelites cried out to the Lord, He heard them and had a plan to rescue them from their suffering.

That’s why God called Moses back to Egypt. Though Moses had been raised among the royal household in Egypt, his heart was for his own people too. God chose Moses to deliver the enslaved Israelites after a series of plagues

God’s purpose in sending the plagues was not only to get His people out of Egypt; the plagues would put God’s power on display and stand as acts of judgment against the Egyptians. (See Ex. 7:4-5.) The plagues made life in Egypt uncomfortable. In some instances, the people suffered terribly.

The plagues did convince some of Pharaoh’s officials to take God’s word seriously, but other Egyptians—including Pharaoh—refused to humble themselves. It was the tenth plague, the death of the firstborn, that finally got Pharaoh to send the Israelites out of his land.

The heart of the gospel is found in the story of the Passover. The Israelite people were sinful; they deserved death just as much as the Egyptians did, but God graciously provided a way out to keep the promises He made to Adam and Eve in Genesis 3 and to

Abraham in Genesis 12 and 15.

At the Passover, the Israelites killed a lamb instead. By marking their doorposts with the blood of a lamb, the Israelites were spared from the judgment and death they deserved.

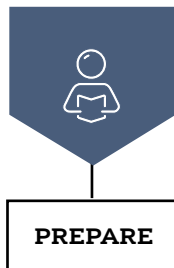
God kept His promise to rescue His people from the power of the Egyptians. Each year, the Israelites remembered this miraculous event by observing the Passover festival.

Jesus never sinned, but He was crucified for our sins. We too are deserving of death, but the blood of Jesus—the Lamb of God—covers all who trust in Him and sets us free from sin and death.

God is faithful to keep His promises. He calls us to remember that Jesus has freed us from slavery to sin so we are free to live for His glory.

TERMS TO KNOW

Passover feast: Hebrew feast to remind the Israelites of how God delivered them from slavery in Egypt. Passover was celebrated by Jesus and His disciples and is still celebrated by Jewish people today.



PRIOR TO TEACHING THE SESSION

GATHER Supplies

Keep a regular supply of the following items available at all times: Bibles, pens or pencils, markers, crayons, colored pencils, scissors, glue or tape, paper.



WELCOME

Activity Page

- “When I Don’t Want To” activity page

Session Starter (Option 1)

- cotton balls
- wide-mouth jars
- stopwatch or timer

Session Starter (Option 2)

- buckets, 4
- water
- red food color
- tarp or plastic tablecloth
- cups, 2
- towels (for cleanup)



LEARN

Introduce the Session

- countdown video

Big Picture Question

- Big Picture Question Poster

Review the Timeline

- Giant Timeline

Tell the Bible Story

- “God Delivered His People” video
- Bible Story Picture Poster

Questions from Kids

- “Unit 4, Session 2” questions from kids video

Missions Moment

- Printable: “McDonald Family Photo”
- world map

Key Passage Activity

- Key Passage Poster
- “Unchanging God (Numbers 23:19)” song
- index cards
- worship song of your choice (optional)



LOVE

Review & Bible Skills

- Small Group Timeline and Map Set
- world map

Activity Choice (Option 1)

- play money or plastic coins
- bowls or buckets, 1 per team
- cups, 1 per kid
- stopwatch or timer

Activity Choice (Option 2)

- Big Picture Question Poster
- index cards

Journal and Prayer

- Journal Page
- “Ten Plagues Word Scramble” activity page



LIVE



WELCOME Kids

Greet each kid as he or she arrives. Use this time to collect the offering, fill out attendance sheets, build relationships, and help new kids connect to your group.

| **SAY** “ What is the most annoying insect you have ever encountered? What was it like? ”

1 ACTIVITY PAGE (5 minutes)

Invite kids to complete “When I Don’t Want To” on the activity page.

| **SAY** “ Sometimes we have to do things we don’t want to do. God gave us rules to protect us and teach us more about Him. We can obey God, remembering that everything He does is for His glory and our joy. ”

2 SESSION STARTER (10 minutes)

OPTION 1: HAILSTORM CHALLENGE



Ask for two volunteers to compete in a minute challenge. Give each volunteer a handful of cotton balls. Position a wide-mouth jar at each volunteer’s feet.

Explain that when you say go, each volunteer will hold a cotton ball at chest level and try to drop it into the jar. Players will have one minute to drop as many of the cotton balls into the jar as they can.

After one minute, count the cotton balls in the jars. The player with the most wins. Choose new volunteers to compete in subsequent rounds.

| **SAY** “ Have you ever seen hail? Hailstones can range in size from the size of a pea to the size of a grapefruit! Hail can do a lot of damage to crops and property. In today’s Bible story, we will hear about a time God sent a hailstorm on the Egyptians. Do you think it got their attention? ”

OPTION 2: FIRST PLAGUE POUR

Before the session, fill two buckets with water. Put several drops of red food color in the bottom of two more buckets. Lay a tarp or plastic tablecloth on the floor and position the water buckets at one end and the buckets with food color at the other.

Form two teams of kids. Direct each team to line up at a water bucket. Give a cup to the first player in each line.

Challenge kids to scoop a cup of water, carry it to the second bucket, dump it in, and carry the cup back to their team. Then the next player will take a turn. After several minutes, call for teams to stop. The team that moved the most water wins.

| **SAY** “ How did the water change when you put it in the second bucket? It turned red! In the Bible story we will hear today, God turned water from the Nile River into blood. Why would He do that? Let’s find out. ”





THE STORY OF THE GOSPEL

INTRODUCE the Bible Story

1 INTRODUCE THE SESSION (2 minutes)

Show the countdown video as you transition to introduce the Bible story. Set it to end as the session begins.

SAY “ Hello! I’m [your name]. It is so good to see you today. Do you have your Bible with you? [Provide Bibles for kids who need one.]

Why do you think we read and study the Bible? [Allow kids to respond.] The Bible is God’s Word. It tells us the wonderful story of God’s plan to rescue sinners. God has a message He wants us to know, and He wants us to know Him most of all. God is a faithful promise-keeper who made us and loves us. ”

2 BIG PICTURE QUESTION (1 minute)

SAY “ Last time, we heard our big picture question for the first time. Do you remember what it is? [Pause for kids to respond.] **Does God keep His promises?** The answer is **yes, God always keeps His promises because He is faithful.** God never breaks His promises, so we can trust Him.

I’ll ask the question again, and then you say the answer: **Does God keep His promises?** [Pause for kids to respond.] **Yes, God always keeps His promises because He is faithful.** Keep that in mind when you hear today’s Bible story. ”

3 REVIEW THE TIMELINE (2 minutes)

Show the giant timeline. Point to individual Bible stories as you review.

SAY “ After sin entered the world through Adam and Eve’s disobedience, God promised to provide the solution for the problem of sin. He promised to bring the Rescuer through Abraham’s family.

Last time, we saw how Abraham’s descendants—the Israelites—were slaves in Egypt. God called Moses to deliver His people out of Egypt and lead them to the promised land. Was Moses excited to return to Egypt and confront Pharaoh? Not really. But God promised He would go with Moses, and He told Moses what to say.

How do you think it went? Of course, God kept His promise to be with Moses. Here’s our Bible story for today. It’s called ‘God Delivered His People.’ Let’s find out what happened. ”



THE STORY OF THE GOSPEL

LEARN the Bible Story

1 TELL THE BIBLE STORY: VIDEO OR STORYTELLER (10 minutes)

Open your Bible to Exodus 5–12. Use the Bible storytelling tips to help you tell the story, or show the Bible story video “God Delivered His People.” Use the bold text to retell or review the story.

GOD DELIVERED HIS PEOPLE

“**God’s people**, the Israelites, **were slaves in Egypt**, and God called Moses to rescue them. **Moses and his brother Aaron went to Pharaoh**, the king of Egypt **and told him**: “This is what **the LORD**, the God of Israel, **says: Let My people go.**”

But Pharaoh said, “Who is the LORD? Why should I obey Him? **Israel may not go!**” **So God sent ten plagues** to punish the Egyptians.

First, **God turned the water in the Nile River into blood**. **But Pharaoh would not let the people go.**

God sent frogs into Egypt. Pharaoh said, “Ask your God to take away the frogs. Then I will let the people go.” **But** when God removed the frogs, **Pharaoh refused to let the people go.**

So **God sent gnats** that bit the people and animals. **Then** God sent **flies**, and **He caused all the livestock to die**. **Still, Pharaoh did not let the people go.**

God sent boils that covered the people, but Pharaoh’s heart was hard. Not even **a terrible hailstorm** changed Pharaoh’s mind. **Locusts** ate up the plants, **and then darkness** covered the land for three days. **But still, Pharaoh said no.**

God told Moses, “**I will bring one more plague**. After that, Pharaoh will let My people go.”

Moses warned Pharaoh: Every firstborn son in Egypt will die, but the Israelites will be safe. **Pharaoh ignored Moses.**

So **God told the Israelite families to kill a lamb and put its blood on the doorposts of their houses**. **This would be a special mark that God would see** and “pass over.” **The Israelites’ families would be safe.**

At midnight, **God struck every firstborn in the land of Egypt**. There was a great cry because there wasn’t a house without someone dead. **Pharaoh called for Moses and Aaron. “Go!” he said.**

The Israelites were ready. All of them—600,000 men and their families—**left Egypt quickly**. They took bread and their animals. The Egyptians gave them gold, silver, and clothing.

God led His people out of Egypt. He was preparing a place for them in a land called Canaan (KAY nuhn). For 430 years, the Israelites had been slaves in Egypt. They were finally free!

STORYTELLING TIPS

Show pictures: Draw an icon for each plague (river, frog, gnat, fly, cow, sore, hail, locust, darkness, death). Point to the icons as you tell about the plagues.

Use hand motions: Encourage kids to give a thumbs up whenever someone in the story obeys God and a thumbs down whenever someone disobeys.



THE STORY OF THE GOSPEL

Christ Connection: By His grace, God spared the Israelites from judgment by requiring the blood of a lamb. Jesus is the Lamb of God, who takes away the sin of the world. His death was the ultimate sacrifice, and those who trust in Jesus are under His saving blood and will be passed over in the final judgment. ”

2 REVIEW THE BIBLE STORY

SAY “ Open your Bibles to Exodus 5:2. [Choose a volunteer to read the verse aloud.] Pharaoh didn’t listen when God said to let the Israelites go. In fact, Pharaoh made the Israelites’ work much harder. The Israelites started to question Moses and Aaron. Were they really trying to help? It seemed like they were making things worse.

To Moses, God’s plan didn’t seem to be working. Imagine getting up the courage to go talk to the ruler of Egypt only to be rejected. But God was in control. He had heard the Israelites’ cries. Look at Exodus 6:5-8. [Invite a volunteer to read the verses aloud.] God had a plan to prove His power to Pharaoh and to fulfill His promise to His people.

God sent 10 plagues to get Pharaoh’s attention and judge the Egyptians. Can you name all 10 in order? [Allow kids to respond. Guide them to look at Exodus 7–11 if they need help.] The Egyptians suffered terribly, but Pharaoh would not let the Israelites go.

The last plague was the most terrible one of all. In the night, the Lord struck every firstborn male in the land of Egypt. Every firstborn son died—from the firstborn of Pharaoh to the firstborn of prisoners and even the livestock. Yet God passed over the Israelites’ houses whose doorposts were marked with the blood of a lamb. That night, Pharaoh told Moses and Aaron to get out of Egypt. Pharaoh let the Israelites go, just like God promised. **Does God keep His promises? Yes, God always keeps His promises because He is faithful.** ”

3 CHRIST CONNECTION

SAY “ By His grace, God spared the Israelites from judgment by requiring the blood of a lamb. Jesus is the Lamb of God, who takes away the sin of the world. His death was the ultimate sacrifice, and those who trust in Jesus are under His saving blood and will be passed over in the final judgment. ”

(Tip: Use Scripture and the guide provided to explain how to become a Christian. Make sure kids know when and where they can ask questions.)

4 QUESTIONS FROM KIDS (3 minutes)

Show the “Unit 4, Session 2” questions from kids video. Prompt kids to discuss:

1. Why did the king keep changing his mind and not let God’s people go?
2. What can you do if you notice your heart is hard toward God or His plan?



THE STORY OF THE GOSPEL

5 MISSIONS MOMENT (3 minutes)

Display the photo of the McDonald family and ask the kids what they remember about the McDonalds, who are missionaries.

SAY “ In our story today, God judged Egypt and freed His people. Missionaries all over the world take the gospel to unbelievers who need freedom from sin, and they do so with help from generous offerings. The hospital where Eric McDonald works is supported by churches.

The McDonalds moved to Tanzania to work with missionaries Larry and Sally Pepper. Larry is a doctor, too. The hospital where he worked needed some changes. A church in Alabama helped them build a pediatric wing, which is a special part of the hospital that’s just for kids. By giving to missions offerings, we can help missionaries like the McDonalds and the Peppers get what they need to help people. And when they help people, they can also tell them about Jesus! ”

Show the kids where Tanzania is on a world map, and note how far it is from Alabama.

SAY “ God might call you to go to Africa like the McDonalds, or He might call you to support others who go. Everyone can support missions through prayer and giving. ”

Close in prayer for the McDonalds, Peppers, and any missionaries your church supports.

6 KEY PASSAGE ACTIVITY (5 minutes)

Before the session, write each word of the key passage on a separate index card. Show the key passage poster. Lead kids in reading aloud Numbers 23:19 together.

SAY “ Does God keep His promises? Yes, God always keeps His promises because He is faithful. God fulfilled multiple promises in today’s story. God keeps His promises to us, too, as our key passage tells us. ”

Give each kid an index card with a word from the verse to say. If you have more cards than kids, give kids multiple cards. Guide the kids to recite the verse popcorn-style. Begin with the kid holding the first word. Repeat if time allows.

Lead kids to sing “Unchanging God (Numbers 23:19).” You may also choose to sing a worship song of your choice.

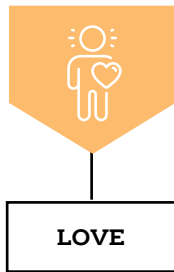
7 PRAY (2 minutes)

Invite kids to pray before transitioning from **LEARN** to **LOVE**.

SAY “ God, You are faithful at all times. Thank You for keeping Your promises and planning the best for us. Sometimes we feel afraid and make excuses. Help us to trust You, listen for Your voice, and obey You. Amen. ”

Transition from **LEARN** to **LOVE**





THE GOD OF THE GOSPEL

LOVE God by Applying the Story

1 REVIEW & BIBLE SKILLS (5 minutes)

Distribute Bibles and display the Old Testament Mediterranean Map. Guide kids to open their Bibles to Exodus 12. Explain that the Israelites lived around the area of Goshen in Egypt (H7). Goshen was on the eastern edge of Egypt. Canaan (G9), the land that God promised to Abraham, was to the northeast of Egypt.

Consider comparing the Old Testament Mediterranean Map to a modern-day map to help kids understand where these stories took place. (Tip: Locate the areas in and around modern-day Egypt.) Choose a volunteer to read aloud Exodus 12:17.

SAY “At the first Passover, God protected His people from the final plague. Thousands of years later, Jesus celebrated Passover with His disciples. That night, He was betrayed and captured by the religious leaders in Jerusalem. After an unfair trial, Jesus died on the cross and rose three days later. Like the lamb’s blood saved the Israelites from the Egyptian plague, Jesus’ blood saves us from our sin. Jesus’ sacrifice reminds us that **God always keeps His promises because He is faithful.**”

2 GROUP DISCUSSION (10 minutes)

Ask the following questions. Lead the group to discuss.

SAY “What did Pharaoh believe about God? How do our beliefs affect how we live?”

Guide kids to recall that Pharaoh did not recognize God as the Lord; he did not submit to God’s authority. Discuss how our beliefs directly affect how we live. If we trust God as Lord, we will trust and follow Him even through difficult times.

(Option: Choose a volunteer to read John 16:33.)

SAY “What are consequences we might face when we don’t listen closely or we choose to disobey?”

Lead kids to think of relational consequences with friends and family. Guide kids to consider the cost of sin in their relationships with God. Remind kids that Jesus’ sacrifice pays the cost of our sin so we can have a right relationship with God when we trust in Him.

(Option: Choose a volunteer to read John 1:29.)

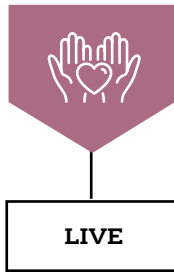
SAY “How can we help other people recognize God if they don’t believe He is real?”

Encourage kids to think of ways we can show God’s love to others. Remind kids that Pharaoh did not think he needed God, and God allowed Moses to perform miracles so that Pharaoh would recognize God’s power. Guide kids to notice that we can’t change people’s minds on our own and we need God’s help.

(Option: Choose a volunteer to read Ezek. 11:19-20.)

Transition from **LOVE** to **LIVE**





THE MISSION OF THE GOSPEL

LIVE the Mission

1 ACTIVITY CHOICE (10 minutes)

OPTION 1: RACE TO GIVE



Form two or more teams of kids. Give each team a bucket of play money or plastic coins. Give each kid a cup and challenge kids to use their cups to take the money from their team's bucket to another team's bucket. Set a timer for three minutes. At the end of that time, the team with the least amount of play money in their bucket wins. Open your Bible and read aloud Acts 20:35.

SAY “ Through the sacrifice of lambs, God gave His people two incredible gifts: protection from the tenth plague and freedom from Egypt. God’s generosity can inspire us to live generously too. Giving to missions is a great way to support missionaries. The church in Alabama raised enough money to build a new wing on the hospital in Africa by giving generously. ”

Encourage kids to place their cups in their rooms to collect money for missions. Pray and ask God to help the kids be cheerful givers.

OPTION 2: PLAGUES FISHBOWL



Write the plagues on separate index cards: water turned to blood, frogs, gnats, flies, death of livestock, boils, hail, locusts, darkness, death of the firstborn. Read the cards aloud and put them in a bowl. Play three rounds of a game. For each round, choose a new player to grab cards one at a time. See how many plagues kids can guess in one minute.

Round 1: A player will say words not on the card to help the kids guess the plague.

Round 2: A player will say only one word to help the kids guess the plague.

Round 3: A player will silently act out clues to help kids guess the plague.

SAY “ God spared the Israelites from judgment by requiring the blood of a lamb. Jesus is the Lamb of God. Those who trust in Jesus will be passed over in the final judgment. **Does God keep His promises? Yes, God always keeps His promises because He is faithful.** ”

2 JOURNAL AND PRAYER (5 minutes)

Distribute journal pages and pencils. Guide kids to think about and answer the questions listed on the page. As kids journal, invite them to share their ideas.

- What does this story teach me about God or the gospel?
- What does the story teach me about myself?
- Are there any commands in this story to obey? How are they for God’s glory and my good?
- Are there promises in this story to remember? How do they help me trust and love God?
- How does this story help me to live on mission better?

Review the gospel and encourage kids to speak with you or another teacher if they have questions. Then pray, thanking God for sending Jesus as the ultimate sacrifice for our sin. As time allows, lead kids to complete “Ten Plagues Word Scramble” on the activity page.



JOURNAL PAGE

1. What does this story teach me about God or the gospel?
2. What does this story teach me about myself?
3. Are there any commands in this story to obey? How are they for God's glory and my good?
4. Are there any promises in this story to remember? How do they help me trust and love God?
5. How does this story help me to live on mission better?



Unit 4 • Session 2

GOD DELIVERED HIS PEOPLE

Exodus 5-12


DOES GOD KEEP HIS PROMISES? YES, GOD ALWAYS KEEPS HIS PROMISES BECAUSE HE IS FAITHFUL.

God's people were slaves in Egypt. Moses and his brother Aaron went to Pharaoh and told him: "The Lord says: Let My people go."
But Pharaoh said, "Israel may not go!" So God sent ten plagues.
God turned the water in the Nile into blood. But Pharaoh would not let the people go.
God sent frogs into Egypt. But Pharaoh refused to let the people go.
God sent gnats. Then flies, and He caused all the livestock to die. Still, Pharaoh did not let the people go.
God sent boils that covered the people, a terrible hailstorm, locusts, and then darkness. But still, Pharaoh said no.
God told Moses, "I will bring one more plague."
Moses warned Pharaoh: Every firstborn son in Egypt will die. Pharaoh ignored Moses.
God told the Israelite families to kill a lamb and put its blood on the doorposts of their houses. This would be a special mark that God would see. The Israelites would be safe.
God struck every firstborn in the land of Egypt. Pharaoh called for Moses and Aaron. "Go!" he said.
The Israelites left Egypt quickly. God led His people out of Egypt.


Christ Connection: By His grace, God spared the Israelites from judgment by requiring the blood of a lamb. Jesus is the Lamb of God, who takes away the sin of the world. His death was the ultimate sacrifice, and those who trust in Jesus are under His saving blood and will be passed over in the final judgment.

FOLD


When I Don't Want To | For each scenario, write a reason for doing something even when you don't want to.




01 I don't want to play with my younger sister.



02 I don't want to clean my room like my mom asked me to.



03 I don't want to be nice to a classmate who was mean to me.



04 I don't want to help my dad carry groceries.

Ten Plagues Word Scramble | Unscramble the plagues that God sent to Egypt. Find and read the Bible verses to check your answers.



1
WTERA OT DLOOB



2
SGFOR



3
NATSG



4
LFESI



5
DTHAE FO STCOKEVLI



6
OILSB



7
IAHL



8
CUSOLTS



9
ARKSENDS



10
DTHAE FO RFIBOSTNR

- 1. _____ (Exodus 7:17)
- 2. _____ (Exodus 8:2)
- 3. _____ (Exodus 8:16)
- 4. _____ (Exodus 8:21)
- 5. _____ (Exodus 9:6)

- 6. _____ (Exodus 9:9)
- 7. _____ (Exodus 9:18)
- 8. _____ (Exodus 10:4)
- 9. _____ (Exodus 10:21)
- 10. _____ (Exodus 11:5)

NAME:



theGOSPELPROJECT.

God Delivered His People

BIBLE STORY SUMMARY:

- Moses and Aaron told Pharaoh to let the Israelites go free, but Pharaoh refused.
- God sent plagues to judge Egypt.
- God spared Israel from the tenth plague because they spread the blood of spotless lambs on their doorposts.
- All the firstborn sons in Egypt died, so Pharaoh sent the Israelites away.

CHRIST CONNECTION:

By His grace, God spared the Israelites from judgment by requiring the blood of a lamb. Jesus is the Lamb of God, who takes away the sin of the world. His death was the ultimate sacrifice, and those who trust in Jesus are under His saving blood and will be passed over in the final judgment.

KEY PASSAGE: Numbers 23:19

BIG PICTURE QUESTION:

Does God keep His promises?
Yes, God always keeps His promises because He is faithful.

